



Customer Service
 PO Box 11813
 Harrisburg, PA 17108-1813

ACCOUNT STATEMENT
 For the Month Ending
February 28, 2017

SAN BERNARDINO COUNTY

Client Management Team

Kenneth Schiebel, CFA

Managing Director
 One Keystone Plaza, Suite 300
 Harrisburg, PA 17101
 717-232-2723
 schiebelk@pfm.com

Danny A. Nelson

Senior Managing Consultant
 222 North LaSalle, Suite 910
 Chicago, IL 60601
 312-523-2434
 nelsond@pfm.com

Contents

Cover/Disclosures
 Summary Statement
 Individual Accounts

Accounts included in Statement

76990800 SAN BERNARDINO COUNTY

SAN BERNARDINO COUNTY
 PARTH BHATT
 268 WEST HOSPITALITY LANE
 FIRST FLOOR
 SAN BERNARDINO, CA 92415-0360

Online Access www.pfm.com

Customer Service 1-717-232-2723



Important Disclosures

Important Disclosures

This statement is for general information purposes only and is not intended to provide specific advice or recommendations. PFM Asset Management LLC ("PFM") is an investment advisor registered with the Securities and Exchange Commission, and is required to maintain a written disclosure statement of our background and business experience. If you would like to receive a copy of our current disclosure statement, please contact Service Operations at the address below.

Proxy Voting PFM does not normally receive proxies to vote on behalf of its clients. However, it does on occasion receive consent requests. In the event a consent request is received the portfolio manager contacts the client and then proceeds according to their instructions. PFM's Proxy Voting Policy is available upon request by contacting Service Operations at the address below.

Questions About an Account PFM's monthly statement is intended to detail our investment advisory activity as well as the activity of any accounts held by clients in pools that are managed by PFM. The custodian bank maintains the control of assets and executes (i.e., settles) all investment transactions. The custodian statement is the official record of security and cash holdings and transactions. PFM recognizes that clients may use these reports to facilitate record keeping and that the custodian bank statement and the PFM statement should be reconciled and differences resolved. Many custodians use a settlement date basis which may result in the need to reconcile due to a timing difference.

Account Control PFM does not have the authority to withdraw funds from or deposit funds to the custodian. Our clients retain responsibility for their internal accounting policies; implementing and enforcing internal controls and generating ledger entries or otherwise recording transactions.

Market Value Generally, PFM's market prices are derived from closing bid prices as of the last business day of the month as supplied by Interactive Data, Bloomberg or Telemet. Where prices are not available from generally recognized sources the securities are priced using a yield-based matrix system to arrive at an estimated market value. Prices that fall between data points are interpolated. Non-negotiable FDIC-insured bank certificates of deposit are priced at par. Although PFM believes the prices to be reliable, the values of the securities do not always represent the prices at which the securities could have been bought or sold. Explanation of the valuation methods for money market and TERM funds is contained in the appropriate fund information statement.

Amortized Cost The original cost of the principal of the security is adjusted for the amount of the periodic reduction of any discount or premium from the purchase date until the date of the report. Discount or premium with respect to short term securities (those with less than one year to maturity at time of issuance) is amortized on a straightline basis. Such discount or premium with respect to longer term securities is amortized using the constant yield basis.

Tax Reporting Cost data and realized gains / losses are provided for informational purposes only. Please review for accuracy and consult your tax advisor to determine the tax consequences of your security transactions. PFM does not report such information to the IRS or other taxing authorities and is not responsible for the accuracy of such information that may be required to be reported to federal, state or other taxing authorities.

Financial Situation In order to better serve you, PFM should be promptly notified of any material change in your investment objective or financial situation.

Callable Securities Securities subject to redemption prior to maturity may be redeemed in whole or in part before maturity, which could affect the yield represented.

Portfolio The securities in this portfolio, including shares of mutual funds, are not guaranteed or otherwise protected by PFM, the FDIC (except for certain non-negotiable certificates of deposit) or any government agency. Investment in securities involves risks, including the possible loss of the amount invested.

Rating Information provided for ratings is based upon a good faith inquiry of selected sources, but its accuracy and completeness cannot be guaranteed.

Shares of some money market and TERM funds are marketed through representatives of PFM's wholly owned subsidiary, PFM Fund Distributors, Inc. PFM Fund Distributors, Inc. is registered with the SEC as a broker/dealer and is a member of the Financial Industry Regulatory Authority ("FINRA") and the Municipal Securities Rulemaking Board ("MSRB"). You may reach the FINRA by calling the FINRA Regulator Public Disclosure Hotline at 1-888-289-9999 or at the FINRA Regulation Internet website address www.nasd.com. A brochure describing the FINRA Regulation Public Disclosure Program is also available from the FINRA upon request.

Key Terms and Definitions

Dividends on money market funds consist of interest earned, plus any discount ratably amortized to the date of maturity, plus all realized gains and losses on the sale of securities prior to maturity, less ratable amortization of any premium and all accrued expenses to the fund. Dividends are accrued daily and may be paid either monthly or quarterly. The monthly earnings on this statement represent the estimated dividend accrued for the month for any program that distributes earnings on a quarterly basis. There is no guarantee that the estimated amount will be paid on the actual distribution date.

Current Yield is the net change, exclusive of capital changes and income other than investment income, in the value of a hypothetical fund account with a balance of one share over the seven-day base period including the statement date, expressed as a percentage of the value of one share (normally \$1.00 per share) at the beginning of the seven-day period. This resulting net change in account value is then annualized by multiplying it by 365 and dividing the result by 7. The yields quoted should not be considered a representation of the yield of the fund in the future, since the yield is not fixed.

Average maturity represents the average maturity of all securities and investments of a portfolio, determined by multiplying the par or principal value of each security or investment by its maturity (days or years), summing the products, and dividing the sum by the total principal value of the portfolio. The stated maturity date of mortgage backed or callable securities are used in this statement. However the actual maturity of these securities could vary depending on the level of prepayments on the underlying mortgages or whether a callable security has or is still able to be called.

Monthly distribution yield represents the net change in the value of one share (normally \$1.00 per share) resulting from all dividends declared during the month by a fund expressed as a percentage of the value of one share at the beginning of the month. This resulting net change is then annualized by multiplying it by 365 and dividing it by the number of calendar days in the month.

YTM at Cost The yield to maturity at cost is the expected rate of return, based on the original cost, the annual interest receipts, maturity value and the time period from purchase date to maturity, stated as a percentage, on an annualized basis.

YTM at Market The yield to maturity at market is the rate of return, based on the current market value, the annual interest receipts, maturity value and the time period remaining until maturity, stated as a percentage, on an annualized basis.

Managed Account A portfolio of investments managed discretely by PFM according to the client's specific investment policy and requirements. The investments are directly owned by the client and held by the client's custodian.

Unsettled Trade A trade which has been executed however the final consummation of the security transaction and payment has not yet taken place.

Please review the detail pages of this statement carefully. If you think your statement is wrong, missing account information, or if you need more information about a transaction, please contact PFM within 60 days of receipt. If you have other concerns or questions regarding your account you should contact a member of your client management team or PFM Service Operations at the address below.

PFM Asset Management LLC
Attn: Service Operations
One Keystone Plaza, Suite 300
N. Front & Market Sts
Harrisburg, PA 17101



Account Statement
For the Month Ending February 28, 2017

Consolidated Summary Statement

SAN BERNARDINO COUNTY

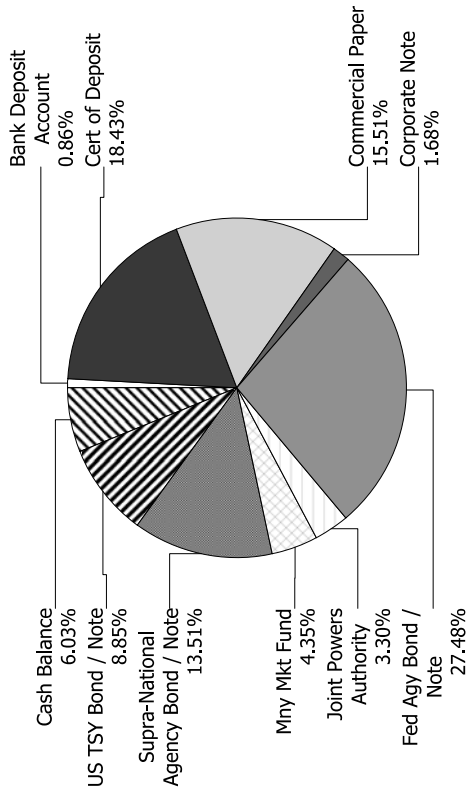
Portfolio Summary

Portfolio Holdings	Cash Dividends and Income	Closing Market Value
PFM Managed Account	3,983,722.54	5,460,547,032.97
Cash Balance	0.00	350,132,501.38
Total	\$3,983,722.54	\$5,810,679,534.35

Investment Allocation

Investment Type	Closing Market Value	Percent
Bank Deposit Account	50,000,000.00	0.86
Certificate of Deposit	1,070,475,524.20	18.43
Commercial Paper	901,281,977.34	15.51
Corporate Note	97,865,484.00	1.68
Federal Agency Bond / Note	1,596,309,952.43	27.48
Joint Powers Authority	192,000,000.00	3.30
Money Market Fund	253,000,000.00	4.35
Supra-National Agency Bond / Note	785,099,190.00	13.51
U.S. Treasury Bond / Note	514,514,905.00	8.85
Cash Balance	350,132,501.38	6.03
Total	\$5,810,679,534.35	100.00%

Sector Allocation



Maturity Distribution (Fixed Income Holdings)

Portfolio Holdings	Closing Market Value	Percent
Under 30 days	1,600,180,278.78	27.54
31 to 60 days	329,962,515.30	5.68
61 to 90 days	505,192,525.00	8.69
91 to 180 days	559,954,202.84	9.64
181 days to 1 year	635,307,524.40	10.93
1 to 2 years	1,078,203,108.53	18.56
2 to 3 years	802,637,704.50	13.81
3 to 4 years	150,188,000.00	2.58
4 to 5 years	149,053,675.00	2.57
Over 5 years	0.00	0.00
Total	\$5,810,679,534.35	100.00%

Weighted Average Days to Maturity 344



PFM Asset Management LLC



Managed Account Summary Statement

For the Month Ending February 28, 2017

SAN BERNARDINO COUNTY - 76990800

Transaction Summary - Managed Account

Opening Market Value

Maturities/Calls	\$5,530,976,127.35
Principal Dispositions	(1,810,000,000.00)
Principal Acquisitions	(25,000,000.00)
Unsettled Trades	1,763,448,842.95
Change in Current Value	0.00
	1,122,062.67
Closing Market Value	\$5,460,547,032.97

Cash Transactions Summary - Managed Account

Maturities/Calls	1,810,225,152.78
Sale Proceeds	25,000,000.00
Coupon/Interest/Dividend Income	3,701,506.65
Principal Payments	0.00
Security Purchases	(1,778,619,127.89)
Net Cash Contribution	(60,307,531.54)
Reconciling Transactions	0.00

Earnings Reconciliation (Cash Basis) - Managed Account

Interest/Dividends/Coupons Received	3,926,659.43
Less Purchased Interest Related to Interest/Coupons	(180,334.94)
Plus Net Realized Gains/Losses	237,398.05
Total Cash Basis Earnings	\$3,983,722.54

Cash Balance

Closing Cash Balance **\$0.00**

Earnings Reconciliation (Accrual Basis)

	Total
Ending Amortized Value of Securities	5,464,667,887.23
Ending Accrued Interest	11,116,479.37
Plus Proceeds from Sales	25,000,000.00
Plus Proceeds of Maturities/Calls/Principal Payments	1,810,225,152.78
Plus Coupons/Dividends Received	3,701,506.65
Less Cost of New Purchases	(1,763,629,177.89)
Less Beginning Amortized Value of Securities	(5,535,810,932.94)
Less Beginning Accrued Interest	(10,871,873.39)
Total Accrual Basis Earnings	\$4,399,041.81





Portfolio Summary and Statistics

For the Month Ending February 28, 2017

SAN BERNARDINO COUNTY - 76990800

Account Summary

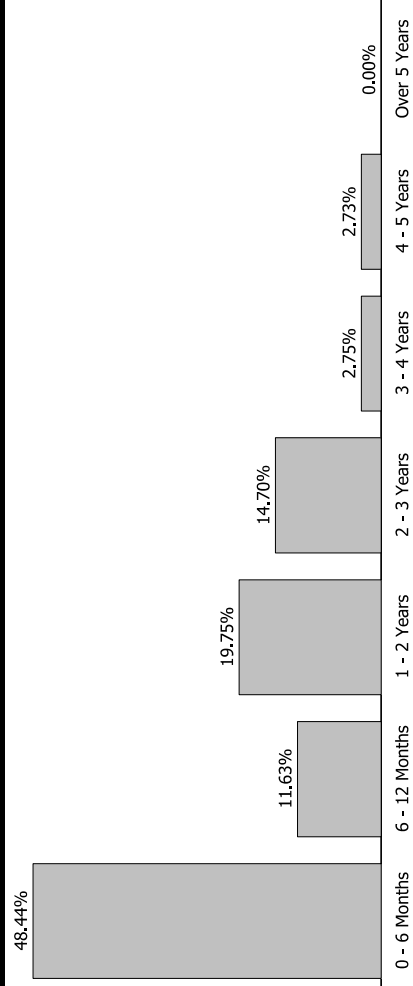
Description	Par Value	Market Value	Percent
U.S. Treasury Bond / Note	515,000,000.00	514,514,905.00	9.42
Supra-National Agency Bond / Note	790,000,000.00	785,099,190.00	14.38
Money Market Fund	253,000,000.00	253,000,000.00	4.63
Joint Powers Authority	192,000,000.00	192,000,000.00	3.52
Federal Agency Bond / Note	1,598,511,000.00	1,596,309,952.43	29.23
Corporate Note	98,000,000.00	97,865,484.00	1.79
Commercial Paper	902,000,000.00	901,281,977.34	16.51
Certificate of Deposit	1,070,000,000.00	1,070,475,524.20	19.60
Bank Deposit Account	50,000,000.00	50,000,000.00	0.92
Managed Account Sub-Total	5,468,511,000.00	5,460,547,032.97	100.00%
Accrued Interest		11,116,479.37	
Total Portfolio	5,468,511,000.00	5,471,663,512.34	

Unsettled Trades

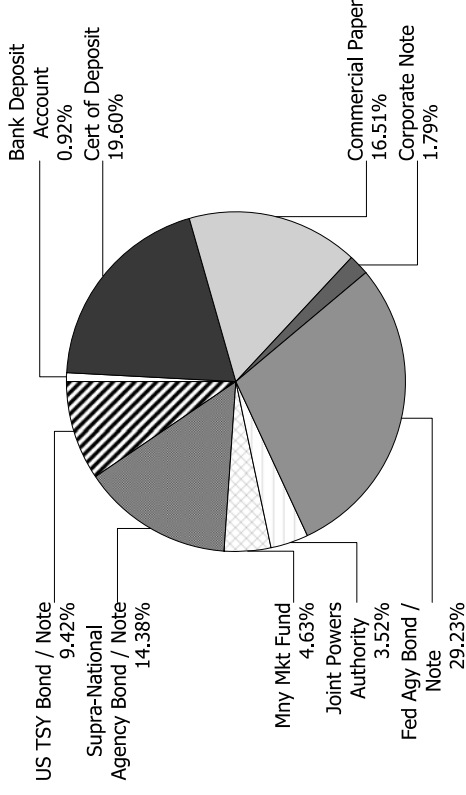
0.00

0.00

Maturity Distribution



Sector Allocation



Characteristics

Yield to Maturity at Cost	1.02%
Yield to Maturity at Market	1.03%
Duration to Worst	0.98
Weighted Average Days to Maturity	366





Managed Account Issuer Summary

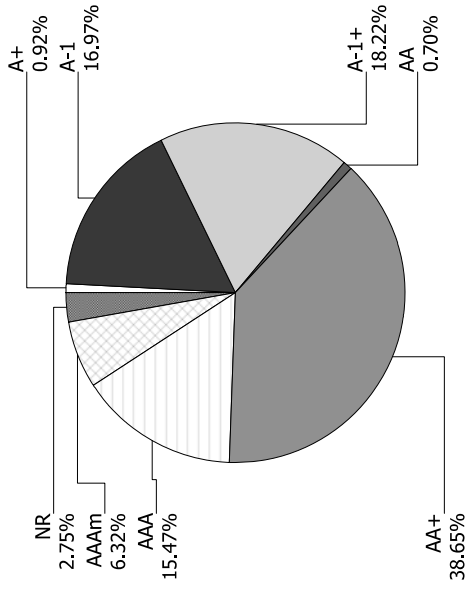
For the Month Ending February 28, 2017

SAN BERNARDINO COUNTY - 76990800

Issuer Summary

Issuer	Market Value of Holdings	Percent
BANK OF MONTREAL	175,091,172.20	3.21
BANK OF NOVA SCOTIA	125,091,325.00	2.29
BANK OF THE WEST	100,000,000.00	1.83
BERKSHIRE HATHAWAY INC	24,993,320.00	0.46
BNP PARIBAS	124,964,575.00	2.29
BPCE GROUP	149,997,600.00	2.75
CAMP	192,000,000.00	3.52
CBA NY	175,061,042.50	3.21
CREDIT AGRICOLE SA	96,998,254.00	1.78
EXXON MOBIL CORP	99,896,150.00	1.83
FANNIE MAE	414,455,263.53	7.59
FEDERAL FARM CREDIT BANKS	244,589,493.15	4.48
FEDERAL HOME LOAN BANKS	504,724,746.25	9.24
FEDERATED GOVT OBLIGATIONS FUNDS	72,000,000.00	1.32
FIDELITY TREASURY MF	81,000,000.00	1.48
FREDDIE MAC	432,540,449.50	7.92
HONDA MOTOR CO., LTD	54,925,365.00	1.01
INTER-AMERICAN DEVELOPMENT BANK	198,436,825.00	3.63
INTL BANK OF RECONSTRUCTION AND DEV	586,662,365.00	10.73
JP MORGAN CHASE & CO	174,780,368.34	3.20
MICROSOFT CORP	59,870,500.00	1.10
NORDEA BANK AB	49,983,093.50	0.92
RABOBANK NEDERLAND	74,895,725.00	1.37
ROYAL BANK OF CANADA	125,082,897.50	2.29
STONECASTLE FICA	50,000,000.00	0.92
SVENSKA HANDELSBANKEN	100,008,839.00	1.83
SWEDBANK AB	145,061,839.50	2.66
TORONTO-DOMINION BANK	50,000,715.00	0.92
TOYOTA MOTOR CORP	174,855,925.00	3.20
UNITED STATES TREASURY	514,514,905.00	9.41
WAL-MART STORES INC	13,001,664.00	0.24
WELLS FARGO & COMPANY	75,062,615.00	1.37

Credit Quality (S&P Ratings)





For the Month Ending February 28, 2017

Managed Account Issuer Summary

SAN BERNARDINO COUNTY - 76990800

Total	\$5,460,547,032.97	100.00%
--------------	---------------------------	----------------



PFM Asset Management LLC



Managed Account Detail of Securities Held

For the Month Ending February 28, 2017

SAN BERNARDINO COUNTY - 76990800

Security Type / Description	Dated Date / Coupon / Maturity	CUSIP	S&P Rating	Moody's Rating	Trade Date	Settle Date	Original Cost	YTM at Cost	Accrued Interest	Amortized Cost	Market Value
U.S. Treasury Bond / Note											
US TREASURY NOTES	DTD 05/31/2012 0.625% 05/31/2017	912828S7	AA+	Aaa	05/07/14	05/08/14	14,866,992.19	0.92	23,437.50	14,989,017.60	15,004,230.00
US TREASURY NOTES	DTD 08/31/2012 0.625% 08/31/2017	912828TM2	AA+	Aaa	06/10/14	06/11/14	24,675,781.25	1.04	424.59	24,949,232.50	24,988,275.00
US TREASURY NOTES	DTD 11/30/2012 0.625% 11/30/2017	912828UA6	AA+	Aaa	11/05/15	11/06/15	24,867,187.50	0.89	39,062.50	24,951,521.00	24,964,850.00
US TREASURY NOTES	DTD 02/29/2012 1.375% 02/28/2019	912828SH4	AA+	Aaa	11/18/15	11/19/15	25,046,875.00	1.32	934.10	25,028,866.50	25,071,300.00
US TREASURY NOTES	DTD 02/28/2014 1.500% 02/28/2019	912828C24	AA+	Aaa	10/27/16	10/28/16	50,607,421.88	0.97	2,038.04	50,519,535.50	50,263,650.00
US TREASURY NOTES	DTD 03/31/2014 1.625% 03/31/2019	912828C65	AA+	Aaa	11/12/15	11/13/15	25,210,937.50	1.37	169,642.86	25,131,178.75	25,189,450.00
US TREASURY NOTES	DTD 06/15/2016 0.875% 06/15/2019	912828R85	AA+	Aaa	12/20/16	12/21/16	24,660,156.25	1.43	45,673.08	24,686,101.00	24,753,900.00
US TREASURY NOTES	DTD 10/31/2014 1.500% 10/31/2019	912828F62	AA+	Aaa	12/20/16	12/21/16	24,968,750.00	1.54	125,345.30	24,970,892.00	25,060,550.00
US TREASURY NOTES	DTD 11/30/2012 1.000% 11/30/2019	912828UB4	AA+	Aaa	11/10/16	11/14/16	24,900,390.63	1.13	62,500.00	24,909,891.00	24,720,700.00
UNITED STATES TREASURY NOTES	DTD 03/02/2015 1.375% 02/29/2020	912828J50	AA+	Aaa	02/01/17	02/02/17	24,858,398.44	1.56	934.10	24,861,835.75	24,910,150.00
US TREASURY NOTES	DTD 04/30/2015 1.375% 04/30/2020	912828K58	AA+	Aaa	01/06/17	01/09/17	49,675,781.25	1.58	229,799.72	49,689,405.50	49,744,150.00
US TREASURY NOTES	DTD 08/16/2010 2.625% 08/15/2020	912828NT3	AA+	Aaa	12/20/16	12/21/16	25,721,679.69	1.80	25,379.83	25,685,394.00	25,850,575.00
US TREASURY NOTES	DTD 11/30/2015 1.625% 11/30/2020	912828M98	AA+	Aaa	12/20/16	12/21/16	24,755,859.38	1.88	102,123.62	24,767,484.50	24,939,450.00
US TREASURY NOTES	DTD 05/31/2016 1.375% 05/31/2021	912828R77	AA+	Aaa	12/20/16	12/21/16	24,334,960.94	2.00	85,937.50	24,362,650.50	24,564,450.00





Managed Account Detail of Securities Held

For the Month Ending February 28, 2017

SAN BERNARDINO COUNTY - 76990800

Security Type/Description Dated Date/Coupon/Maturity	CUSIP	S&P Rating	Moody's Rating	Trade Date	Settle Date	Original Cost	YTM at Cost	Accrued Interest	Amortized Cost	Market Value
U.S. Treasury Bond / Note										
US TREASURY NOTES DTD 06/02/2014 2.000% 05/31/2021	912828WN6	AA+	Aaa	12/02/16	12/05/16	50,447,265.63	1.79	250,000.00	50,424,568.00	50,419,900.00
US TREASURY NOTES DTD 12/01/2014 1.875% 11/30/2021	912828G53	AA+	Aaa	12/20/16	12/21/16	24,734,375.00	2.10	117,187.50	24,744,280.75	25,000,975.00
US TREASURY NOTES DTD 02/02/2015 1.500% 01/31/2022	912828H86	AA+	Aaa	02/15/17	02/16/17	48,779,296.88	2.02	60,082.87	48,787,759.00	49,068,350.00
Security Type Sub-Total	515,000,000.00					513,112,109.41	1.52	1,340,503.11	513,459,613.85	514,514,905.00
Supra-National Agency Bond / Note										
INTL BK RECON & DEV GLOBAL NT (CALLABLE) DTD 05/19/2015 0.770% 05/19/2017	45905USE5	AAA	Aaa	05/01/15	05/19/15	25,000,000.00	0.77	54,541.67	25,000,000.00	25,022,250.00
INTL BK RECON & DEV GLOBAL NT (CALLABLE) DTD 05/19/2015 0.770% 05/19/2017	45905USE5	AAA	Aaa	05/01/15	05/19/15	25,000,000.00	0.77	54,541.67	25,000,000.00	25,022,250.00
INTL BANK OF RECON AND DEV GLOBAL NOTES DTD 06/23/2015 1.000% 11/15/2017	459058EM1	AAA	Aaa	06/16/15	06/23/15	24,997,750.00	1.00	73,611.11	24,999,316.25	24,974,925.00
INTL BANK OF RECON AND DEV GLOBAL NOTES DTD 04/10/2014 1.375% 04/10/2018	459058DNO	AAA	Aaa	03/04/16	03/09/16	25,140,000.00	1.10	134,635.42	25,074,801.00	25,035,700.00
INTL BANK OF RECON AND DEV GLOBAL NOTES DTD 04/30/2015 1.000% 06/15/2018	459058EJ8	AAA	Aaa	12/17/15	12/22/15	24,798,450.00	1.33	52,777.78	24,894,488.50	24,917,900.00
INTL BANK OF RECON AND DEV GLOBAL NOTES DTD 04/30/2015 1.000% 06/15/2018	459058EJ8	AAA	Aaa	12/17/15	12/22/15	24,798,500.00	1.33	52,777.78	24,894,514.50	24,917,900.00
INTL BANK OF RECON AND DEV GLOBAL NOTES DTD 04/30/2015 1.000% 06/15/2018	459058EJ8	AAA	Aaa	05/18/16	05/23/16	40,008,400.00	0.99	84,444.44	40,005,304.80	39,868,640.00





Managed Account Detail of Securities Held

For the Month Ending February 28, 2017

SAN BERNARDINO COUNTY - 76990800

Security Type/Description Dated Date/Coupon/Maturity	CUSIP	S&P Rating	Moody's Rating	Trade Date	Settle Date	Original Cost	YTM at Cost	Accrued Interest	Amortized Cost	Market Value
Supra-National Agency Bond / Note										
INTL BANK OF RECON AND DEV GLOBAL NOTES DTD 04/30/2015 1.000% 06/15/2018	459058EJ8	AAA	Aaa	04/22/15	04/30/15	49,914,500.00	1.06	105,555.56	49,964,352.50	49,835,800.00
INTL BANK OF RECON AND DEV SN NOTES DTD 04/19/2016 0.875% 07/19/2018	459058FE8	AAA	Aaa	05/19/16	05/24/16	24,889,806.75	1.08	25,520.83	24,928,892.75	24,869,350.00
INTL BANK OF RECON AND DEV SN NOTES DTD 04/19/2016 0.875% 07/19/2018	459058FE8	AAA	Aaa	04/12/16	04/19/16	49,911,500.00	0.95	51,041.67	49,945,292.50	49,738,700.00
INTER-AMERICAN DEVELOPMENT BANK DTD 08/24/2011 1.750% 08/24/2018	4581X0BR8	AAA	Aaa	05/31/16	06/03/16	25,370,589.25	1.07	8,506.94	25,247,667.25	25,160,425.00
INTL BANK OF RECON AND DEV GLOBAL NOTES DTD 10/07/2015 1.000% 10/05/2018	459058ER0	AAA	Aaa	09/30/15	10/07/15	49,915,000.00	1.06	202,777.78	49,954,408.00	49,724,700.00
INTL BK OF REC AND DEV NOTE (CALLABLE) DTD 04/26/2016 1.250% 04/26/2019	459058FC2	AAA	Aaa	04/21/16	04/26/16	24,947,500.00	1.32	108,506.94	24,962,122.75	24,811,050.00
INTER-AMERICAN DEVELOPMENT BANK DTD 04/12/2016 1.000% 05/13/2019	458182DX7	AAA	Aaa	05/24/16	05/27/16	24,842,875.00	1.22	75,000.00	24,882,763.75	24,754,450.00
INTER-AMERICAN DEVELOPMENT BANK DTD 04/12/2016 1.000% 05/13/2019	458182DX7	AAA	Aaa	04/05/16	04/12/16	99,700,000.00	1.10	300,000.00	99,784,995.00	99,017,800.00
INTL BANK OF RECON AND DEV DTD 01/25/2016 1.430% 07/25/2019	45905UUV4	AAA	Aaa	01/13/16	01/25/16	50,000,000.00	1.43	71,500.00	50,000,000.00	49,842,750.00
INTL BANK OF RECON AND DEV GLOBAL NOTES DTD 01/28/2016 1.250% 07/26/2019	459058EV1	AAA	Aaa	01/21/16	01/28/16	24,879,250.00	1.39	30,381.94	24,916,350.75	24,822,925.00
INTL BANK OF RECON AND DEV SN NOTE DTD 07/13/2016 0.875% 08/15/2019	459058FK4	AAA	Aaa	07/08/16	07/13/16	49,907,500.00	0.94	19,444.44	49,926,192.50	49,179,650.00
INTER-AMERICAN DEVELOPMENT BANK DTD 10/15/2015 1.250% 10/15/2019	4581X0CR7	AAA	Aaa	12/02/15	12/07/15	24,651,000.00	1.62	118,055.56	24,760,402.75	24,752,075.00
INTER-AMERICAN DEVELOPMENT BANK DTD 10/15/2015 1.250% 10/15/2019	4581X0CR7	AAA	Aaa	03/16/16	03/21/16	24,746,000.00	1.54	118,055.56	24,811,984.75	24,752,075.00





Managed Account Detail of Securities Held

For the Month Ending February 28, 2017

SAN BERNARDINO COUNTY - 76990800

Security Type/Description	Dated Date/Coupon/Maturity	CUSIP	S&P Rating	Moody's Rating	Trade Date	Settle Date	Original Cost	YTM at Cost	Accrued Interest	Amortized Cost	Market Value
Supra-National Agency Bond / Note											
INTL BANK OF RECON AND DEV GLOBAL NOTES	10/27/2016 1.125% 11/27/2019	459058FS7	AAA	Aaa	10/20/16	10/27/16	49,894,500.00	1.20	146,875.00	49,906,003.50	49,334,200.00
INTL BANK OF RECON AND DEV GLOBAL NOTES	03/30/2016 1.375% 03/30/2020	459058FA6	AAA	Aaa	03/23/16	03/30/16	24,923,500.00	1.45	144,184.03	24,940,698.75	24,743,675.00
Security Type Sub-Total							788,236,621.00	1.15	2,032,736.12	788,800,552.55	785,099,190.00
Money Market Fund											
FEDERATED GOVT OBLIGATIONS FUND		608919718	AAA	Aaa	09/12/16	09/12/16	72,000,000.00	0.46	0.00	72,000,000.00	72,000,000.00
FIDELITY GOV'T MM FUND 2642		31607A703	AAA	Aaa	10/27/16	10/27/16	81,000,000.00	0.45	0.00	81,000,000.00	81,000,000.00
BANK OF THE WEST MONEY MARKET FUND		BKOFWEST7	NR	NR	12/08/16	12/08/16	100,000,000.00	0.53	0.00	100,000,000.00	100,000,000.00
Security Type Sub-Total							253,000,000.00	0.48	0.00	253,000,000.00	253,000,000.00
Joint Powers Authority											
CALIFORNIA ASSET MANAGEMENT PROGRAM		CAMPMF025	AAA	NR	12/08/15	12/08/15	18,000,000.00	0.83	0.00	18,000,000.00	18,000,000.00
CALIFORNIA ASSET MANAGEMENT PROGRAM		CAMPMF025	AAA	NR	08/12/15	08/12/15	24,000,000.00	0.83	0.00	24,000,000.00	24,000,000.00
CALIFORNIA ASSET MANAGEMENT PROGRAM		CAMPMF025	AAA	NR	06/25/15	06/25/15	50,000,000.00	0.83	0.00	50,000,000.00	50,000,000.00
CALIFORNIA ASSET MANAGEMENT PROGRAM		CAMPMF025	AAA	NR	08/05/15	08/05/15	50,000,000.00	0.83	0.00	50,000,000.00	50,000,000.00
CALIFORNIA ASSET MANAGEMENT PROGRAM		CAMPMF025	AAA	NR	04/27/16	04/27/16	50,000,000.00	0.83	0.00	50,000,000.00	50,000,000.00
Security Type Sub-Total							192,000,000.00	0.83	0.00	192,000,000.00	192,000,000.00
Federal Agency Bond / Note											





Managed Account Detail of Securities Held

For the Month Ending February 28, 2017

SAN BERNARDINO COUNTY - 76990800

Security Type/Description Dated Date/Coupon/Maturity	CUSIP	S&P Rating	Moody's Rating	Trade Date	Settle Date	Original Cost	YTM at Cost	Accrued Interest	Amortized Cost	Market Value
Federal Agency Bond / Note										
FHLB AGENCY DTD 03/06/2015 0.720% 03/06/2017	3130A4K27	AA+	Aaa	03/26/15	03/27/15	50,004,500.00	0.72	175,000.00	50,000,032.50	50,001,150.00
FHLB NOTES DTD 02/06/2012 0.875% 03/10/2017	3133782N0	AA+	Aaa	12/23/14	12/26/14	24,975,224.50	0.92	103,906.25	24,999,717.75	25,002,275.00
FFCB (FLOATING) NOTES DTD 04/17/2014 0.822% 04/17/2017	3133EDJX1	AA+	Aaa	04/11/14	04/17/14	25,000,000.00	0.21	6,851.83	25,000,000.00	25,009,575.00
FANNIE MAE GLOBAL NOTES DTD 04/16/2007 5.000% 05/11/2017	31359M7X5	AA+	Aaa	03/26/15	03/27/15	54,460,500.00	0.75	763,888.89	50,411,224.00	50,434,850.00
FHLMC NOTES DTD 12/30/2014 0.990% 06/30/2017	3134G5VY8	AA+	Aaa	12/18/14	12/30/14	50,000,000.00	0.99	83,875.00	50,000,000.00	50,064,600.00
FHLMC NOTES DTD 05/29/2015 0.750% 07/14/2017	3137EADV8	AA+	Aaa	05/28/15	05/29/15	24,980,500.00	0.79	24,479.17	24,996,582.00	25,007,125.00
FHLB NOTES DTD 07/24/2015 0.750% 08/28/2017	3130A62S5	AA+	Aaa	07/23/15	07/24/15	16,961,920.00	0.86	354.17	16,991,695.67	17,002,482.00
FHLB NOTES DTD 06/02/2015 0.750% 08/28/2017	3130A5HT9	AA+	Aaa	06/02/15	06/03/15	23,211,172.50	0.83	484.38	23,242,350.98	23,248,814.25
FANNIE MAE GLOBAL NOTES DTD 07/20/2012 0.875% 08/28/2017	3135G0MZ3	AA+	Aaa	09/18/12	09/19/12	50,046,000.00	0.86	1,215.28	50,007,076.00	50,051,700.00
FFCB NOTES DTD 02/25/2015 1.000% 09/25/2017	3133EEOX1	AA+	Aaa	04/28/15	04/29/15	19,682,047.75	0.80	84,885.67	19,611,082.68	19,620,068.15
FFCB NOTES DTD 02/25/2015 1.000% 09/25/2017	3133EEOX1	AA+	Aaa	03/04/15	03/04/15	25,010,711.25	0.98	108,333.33	25,002,389.00	25,039,650.00
FNMA NOTES DTD 08/25/2014 1.000% 09/27/2017	3135G0ZL0	AA+	Aaa	08/21/14	08/25/14	9,964,300.00	1.12	42,777.78	9,993,291.60	10,014,750.00
FREDDIE MAC GLOBAL NOTES (EX-CALLABLE) DTD 09/27/2012 1.000% 09/27/2017	3134G3M31	AA+	Aaa	04/28/15	04/29/15	10,046,400.00	0.81	42,777.78	10,011,094.60	10,013,810.00
FHLB NOTES DTD 09/03/2014 1.100% 09/29/2017	3130A2XL5	AA+	Aaa	09/04/14	09/05/14	14,974,950.00	1.16	69,666.67	14,995,209.00	15,030,525.00





Managed Account Detail of Securities Held

For the Month Ending February 28, 2017

SAN BERNARDINO COUNTY - 76990800

Security Type/Description	Dated Date/Coupon/Maturity	CUSIP	S&P Rating	Moody's Rating	Trade Date	Settle Date	Original Cost	YTM at Cost	Accrued Interest	Amortized Cost	Market Value
Federal Agency Bond / Note											
FHLB NOTES	09/03/2014 1.100% 09/29/2017	3130A2XL5	AA+	Aaa	09/04/14	09/05/14	24,962,000.00	1.15	116,111.11	24,992,731.75	25,050,875.00
FANNIE MAE GLOBAL NOTES	09/24/2012 0.875% 10/26/2017	3135G0PO0	AA+	Aaa	04/28/15	04/29/15	25,044,575.00	0.80	75,954.86	25,011,761.25	25,014,425.00
FHLMC NOTES	12/11/2015 1.000% 12/15/2017	3137EADX4	AA+	Aaa	12/10/15	12/11/15	49,948,500.00	1.05	105,555.56	49,979,671.50	50,050,900.00
FFCB NOTES	12/18/2014 1.125% 12/18/2017	3133EEFE5	AA+	Aaa	12/09/14	12/18/14	24,975,925.00	1.16	57,031.25	24,993,523.50	25,064,325.00
FFCB NOTES	12/18/2014 1.125% 12/18/2017	3133EEFE5	AA+	Aaa	12/09/14	12/18/14	24,976,000.00	1.16	57,031.25	24,993,543.75	25,064,325.00
FHLB NOTES	11/20/2015 1.000% 12/19/2017	3130A6SW8	AA+	Aaa	11/19/15	11/20/15	25,000,000.00	1.00	50,000.00	25,000,000.00	25,025,075.00
FHLMC NOTES	11/21/2012 0.750% 01/12/2018	3137EADN6	AA+	Aaa	01/28/13	01/29/13	24,656,750.00	1.04	25,520.83	24,938,879.75	24,969,425.00
FHLMC NOTES	11/21/2012 0.750% 01/12/2018	3137EADN6	AA+	Aaa	01/30/13	01/31/13	24,670,250.00	1.02	25,520.83	24,941,232.50	24,969,425.00
FFCB NOTES	02/26/2016 0.850% 02/26/2018	3133EFF51	AA+	Aaa	02/24/16	02/26/16	25,011,500.00	0.83	2,951.39	25,005,693.75	24,936,000.00
FHLB NOTES	02/18/2016 0.875% 03/19/2018	3130A7CX1	AA+	Aaa	02/16/16	02/18/16	24,992,250.00	0.89	98,437.50	24,996,064.25	24,974,450.00
FNMA NOTE	03/04/2016 0.875% 03/28/2018	3135G0J61	AA+	Aaa	03/01/16	03/04/16	49,900,000.00	0.97	185,937.50	49,947,709.00	49,940,700.00
FHLMC REFERENCE NOTE	04/07/2016 0.750% 04/09/2018	3137EAEA3	AA+	Aaa	04/06/16	04/07/16	49,921,500.00	0.83	147,916.67	49,956,570.50	49,855,450.00
FFCB NOTES	04/12/2016 0.750% 04/18/2018	3133EF3B1	AA+	Aaa	04/07/16	04/12/16	49,932,000.00	0.82	138,541.67	49,961,740.50	49,858,300.00
FHLB NOTES	02/27/2015 1.125% 04/25/2018	3130A4GJ5	AA+	Aaa	02/26/15	02/27/15	29,986,200.00	1.14	118,125.00	29,994,885.00	30,028,380.00





Managed Account Detail of Securities Held

For the Month Ending February 28, 2017

SAN BERNARDINO COUNTY - 76990800

Security Type/Description	Dated Date/Coupon/Maturity	CUSIP	S&P Rating	Moody's Rating	Trade Date	Settle Date	Original Cost	YTM at Cost	Accrued Interest	Amortized Cost	Market Value
Federal Agency Bond / Note											
FHLB NOTES	05/04/2015 1.000%	3130A57K9	AA+	Aaa	04/28/15	05/04/15	25,006,500.00	0.99	81,250.00	25,002,568.25	24,952,700.00
DTD 05/04/2015 1.000%											
FFCB NOTES	05/11/2018 1.030%	3133EEJ50	AA+	Aaa	05/04/15	05/11/15	24,980,500.00	1.06	78,680.56	24,992,164.25	24,998,625.00
DTD 05/11/2018 1.030%											
FFCB NOTES	05/11/2018 1.030%	3133EEJ50	AA+	Aaa	05/05/15	05/11/15	24,954,575.00	1.09	78,680.56	24,981,741.00	24,998,625.00
DTD 05/11/2018 1.030%											
FHLB NOTES	06/08/2018 1.250%	313379DT3	AA+	Aaa	05/09/16	05/10/16	25,225,000.00	0.81	72,048.61	25,137,915.00	25,051,250.00
DTD 05/04/2012 1.250%											
FEDERAL HOME LOAN BANKS AGCY	06/29/2018 0.875%	3130A8BD4	AA+	Aaa	05/26/16	05/27/16	34,915,650.00	0.99	52,743.06	34,946,158.10	34,909,455.00
DTD 05/27/2016 0.875%											
FNMA NOTES (CALLABLE) GLOBAL NOTES	07/27/2018 0.875%	3135G0M75	AA+	Aaa	07/27/16	07/28/16	28,265,517.50	0.98	23,407.47	28,283,024.62	28,128,339.53
DTD 07/27/2016 0.875%											
FHLB NOTES	08/07/2018 0.625%	3130A8PK3	AA+	Aaa	07/07/16	07/08/16	24,948,000.00	0.73	10,416.67	24,964,081.75	24,836,025.00
DTD 07/08/2016 0.625%											
FHLB NOTES	09/14/2018 1.125%	3130A6AE7	AA+	Aaa	10/05/16	10/07/16	25,072,000.00	0.97	130,468.75	25,057,260.25	25,001,400.00
DTD 08/07/2015 1.125%											
FHLMC REFERENCE NOTE	10/12/2018 0.875%	3137EAED7	AA+	Aaa	09/15/16	09/16/16	49,978,500.00	0.90	200,520.83	49,983,270.50	49,762,900.00
DTD 09/16/2016 0.875%											
FNMA BENCHMARK NOTE	10/19/2018 1.125%	3135G0E58	AA+	Aaa	09/09/15	09/10/15	11,972,640.00	1.20	49,500.00	11,985,483.12	11,989,524.00
DTD 09/01/2015 1.125%											
FNMA BENCHMARK NOTE	10/19/2018 1.125%	3135G0E58	AA+	Aaa	09/09/15	09/10/15	24,943,250.00	1.20	103,125.00	24,969,889.00	24,978,175.00
DTD 09/01/2015 1.125%											
FHLMC NOTES (CALLABLE)	10/26/2018 1.050%	3134G8YU7	AA+	Aaa	04/19/16	04/26/16	49,965,000.00	1.08	182,291.67	49,976,760.00	49,755,850.00
DTD 04/26/2016 1.050%											
FHLB NOTES	01/16/2019 1.250%	3130AAE46	AA+	Aaa	12/07/16	12/08/16	49,998,000.00	1.25	78,125.00	49,998,072.00	49,992,200.00
DTD 12/08/2016 1.250%											
FNMA BENCHMARK NOTE	02/26/2019 1.000%	3135G0J53	AA+	Aaa	02/18/16	02/23/16	24,941,000.00	1.08	3,472.22	24,960,831.00	24,855,500.00
DTD 02/23/2016 1.000%											





Managed Account Detail of Securities Held

For the Month Ending February 28, 2017

SAN BERNARDINO COUNTY - 76990800

Security Type/Description Dated Date/Coupon/Maturity	CUSIP	S&P Rating	Moody's Rating	Trade Date	Settle Date	Original Cost	YTM at Cost	Accrued Interest	Amortized Cost	Market Value
Federal Agency Bond / Note										
FHLMC NOTES (CALLABLE) DTD 02/28/2017 1.375% 02/28/2019	3134GA6H2	AA+	Aaa	02/16/17	02/28/17	25,000,000.00	1.38	954.86	25,000,000.00	24,974,625.00
FREDDIE MAC NOTES DTD 03/21/2016 1.125% 04/15/2019	3137EADZ9	AA+	Aaa	03/17/16	03/21/16	24,991,750.00	1.14	106,250.00	24,994,229.00	24,909,250.00
FHLB GLOBAL NOTE DTD 06/03/2016 1.125% 06/21/2019	3130A8DB6	AA+	Aaa	06/02/16	06/03/16	49,979,000.00	1.14	109,375.00	49,984,006.50	49,730,250.00
FREDDIE MAC GLOBAL NOTES DTD 07/30/2012 1.250% 08/01/2019	3137EADK2	AA+	Aaa	08/07/15	08/10/15	23,123,989.46	1.50	24,319.79	23,209,873.96	23,249,339.50
FNMA NOTES DTD 09/02/2016 1.000% 08/28/2019	3135G0P49	AA+	Aaa	08/31/16	09/02/16	49,922,000.00	1.05	1,388.89	49,934,652.50	49,471,200.00
FANNIE MAE GLOBAL NOTES DTD 10/25/2016 1.000% 10/24/2019	3135G0R39	AA+	Aaa	10/21/16	10/25/16	24,933,000.00	1.09	87,500.00	24,940,716.75	24,670,475.00
FHLB NOTES DTD 11/17/2016 1.375% 11/15/2019	3130AA3R7	AA+	Aaa	11/16/16	11/17/16	34,991,950.00	1.38	139,027.78	34,992,708.80	34,887,440.00
FREDDIE MAC AGENCY NOTE DTD 01/17/2017 1.500% 01/17/2020	3137EAEES	AA+	Aaa	01/12/17	01/17/17	24,973,000.00	1.54	45,833.33	24,974,079.00	24,957,750.00
FNMA NOTES DTD 01/12/2015 1.625% 01/21/2020	3135G0A78	AA+	Aaa	12/02/15	12/03/15	25,004,100.00	1.62	45,138.89	25,003,007.00	25,055,625.00
FNMA NOTES DTD 02/28/2017 1.500% 02/28/2020	3135G0T29	AA+	Aaa	02/24/17	02/28/17	39,974,400.00	1.52	1,666.67	39,974,423.60	39,850,000.00
Security Type Sub-Total		1,598,511,000.00				1,601,354,997.96	1.02	4,419,317.23	1,598,222,668.73	1,596,309,952.43
Corporate Note										
WAL-MART STORES INC CORP NOTES DTD 04/22/2014 1.000% 04/21/2017	931142DN0	AA	Aa2	04/15/14	04/22/14	1,499,775.00	1.01	5,416.67	1,499,989.44	1,500,192.00
WAL-MART STORES INC CORP NOTES DTD 04/22/2014 1.000% 04/21/2017	931142DN0	AA	Aa2	11/22/16	11/28/16	11,506,900.00	0.85	41,527.78	11,502,412.59	11,501,472.00
BERKSHIRE HATHAWAY FIN (FLOATING) DTD 01/15/2015 1.318% 01/12/2018	084664CD1	AA	Aa2	06/06/16	06/09/16	15,028,560.00	0.82	26,357.80	15,018,996.60	15,042,450.00





Managed Account Detail of Securities Held

For the Month Ending February 28, 2017

SAN BERNARDINO COUNTY - 76990800

Security Type/Description	Dated Date/Coupon/Maturity	CUSIP	S&P Rating	Moody's Rating	Trade Date	Settle Date	Original Cost	YTM at Cost	Accrued Interest	Amortized Cost	Market Value	
Corporate Note												
BERKSHIRE HATHAWAY INC GLOBAL NOTES	08/15/2016 1.150%	084670BX5	AA	Aa2	08/08/16	08/15/16	9,998,800.00	1.16	5,111.11	9,999,124.10	9,950,870.00	
DTD 08/15/2016 1.150%	08/15/2018											
MICROSOFT CORP NOTES	11/03/2015 1.300%	594918BF0	AAA	Aaa	10/30/15	11/04/15	1,001,640.00	1.24	4,261.11	1,000,922.38	1,000,228.00	
DTD 11/03/2015 1.300%	11/03/2018											
MICROSOFT CORP NOTES	11/03/2015 1.300%	594918BF0	AAA	Aaa	10/30/15	11/04/15	1,001,670.00	1.24	4,261.11	1,000,939.24	1,000,228.00	
DTD 11/03/2015 1.300%	11/03/2018											
MICROSOFT CORP NOTES	11/03/2015 1.300%	594918BF0	AAA	Aaa	10/30/15	11/04/15	3,505,425.00	1.25	14,913.89	3,503,051.23	3,500,798.00	
DTD 11/03/2015 1.300%	11/03/2018											
MICROSOFT CORP NOTES	11/03/2015 1.300%	594918BF0	AAA	Aaa	10/30/15	11/04/15	4,506,750.00	1.25	19,175.00	4,503,796.52	4,501,026.00	
DTD 11/03/2015 1.300%	11/03/2018											
MICROSOFT CORP NOTES	11/03/2015 1.300%	594918BF0	AAA	Aaa	10/30/15	11/04/15	5,007,050.00	1.25	21,305.56	5,003,965.35	5,001,140.00	
DTD 11/03/2015 1.300%	11/03/2018											
MICROSOFT CORP NOTES	11/03/2015 1.300%	594918BF0	AAA	Aaa	10/30/15	11/04/15	5,007,750.00	1.25	21,305.56	5,004,358.90	5,001,140.00	
DTD 11/03/2015 1.300%	11/03/2018											
MICROSOFT CORP NOTES	11/03/2015 1.300%	594918BF0	AAA	Aaa	10/30/15	11/04/15	5,008,500.00	1.24	21,305.56	5,004,780.55	5,001,140.00	
DTD 11/03/2015 1.300%	11/03/2018											
MICROSOFT CORP NOTES	08/08/2016 1.100%	594918BN3	AAA	Aaa	08/01/16	08/08/16	19,979,400.00	1.14	14,055.56	19,983,220.00	19,802,160.00	
DTD 08/08/2016 1.100%	08/08/2019											
MICROSOFT CORP	02/06/2017 1.850%	594918BV5	AAA	Aaa	01/30/17	02/06/17	14,989,950.00	1.87	19,270.83	14,990,177.25	15,062,640.00	
DTD 02/06/2017 1.850%	02/06/2020											
Security Type Sub-Total							98,042,170.00	1.20	218,267.54	98,015,734.15	97,865,484.00	
Commercial Paper												
TOYOTA MOTOR CREDIT CORP COMM PAPER		89233GO17	A-1+	P-1	12/27/16	12/28/16	49,923,875.00	0.87	0.00	50,000,000.00	49,999,300.00	
--	0.000%	03/01/2017										
BNP PARIBAS NY BRANCH COMM PAPER		09659BO11	A-1	P-1	01/03/17	01/03/17	74,905,000.00	0.80	0.00	75,000,000.00	74,998,725.00	
--	0.000%	03/01/2017										



Managed Account Detail of Securities Held

For the Month Ending February 28, 2017

SAN BERNARDINO COUNTY - 76990800

Security Type/Description Dated Date/Coupon/Maturity	CUSIP	S&P Rating	Moody's Rating	Trade Date	Settle Date	Original Cost	YTM at Cost	Accrued Interest	Amortized Cost	Market Value
Commercial Paper										
CREDIT AGRICOLE CIB NY COMM PAPER -- 0.000% 03/01/2017	22533TO17	A-1	P-1	02/28/17	02/28/17	96,998,491.11	0.56	0.00	97,000,000.00	96,998,254.00
NATIXIS NY BRANCH COMM PAPER DTD 02/21/2017 0.000% 03/01/2017	63873JO11	A-1	P-1	02/28/17	02/28/17	149,997,666.67	0.56	0.00	150,000,000.00	149,997,600.00
TOYOTA MOTOR CREDIT CORP COMM PAPER -- 0.000% 03/02/2017	89233GO25	A-1+	P-1	12/16/16	12/16/16	49,914,500.00	0.81	0.00	49,998,875.00	49,998,600.00
BNP PARIBAS NY BRANCH COMM PAPER -- 0.000% 04/03/2017	09659BR36	A-1	P-1	01/26/17	01/26/17	49,924,625.00	0.81	0.00	49,962,875.00	49,965,850.00
JP MORGAN SECURITIES LLC COMM PAPER -- 0.000% 04/12/2017	46640PRC9	A-1	P-1	10/03/16	10/03/16	24,867,361.11	1.01	0.00	24,970,833.25	24,978,750.00
COOPERATIVE RABOBANK U.A. COMM PAPER -- 0.000% 04/17/2017	21687ARH8	A-1	P-1	09/23/16	09/23/16	24,832,625.00	1.18	0.00	24,961,812.50	24,975,400.00
EXXON MOBIL CORP COMM PAPER -- 0.000% 04/21/2017	30229ARM3	A-1+	P-1	01/30/17	01/30/17	49,922,375.00	0.69	0.00	49,951,125.00	49,954,700.00
COOPERATIVE RABOBANK U.A. COMM PAPER -- 0.000% 05/01/2017	21687AS12	A-1	P-1	08/17/16	08/17/16	24,776,909.72	1.26	0.00	24,947,048.50	24,966,375.00
TOYOTA MOTOR CREDIT CORP COMM PAPER -- 0.000% 05/01/2017	89233GS15	A-1+	P-1	01/10/17	01/11/17	49,848,750.00	0.99	0.00	49,916,125.00	49,920,800.00
EXXON MOBIL CORP COMM PAPER -- 0.000% 05/01/2017	30229AS18	A-1+	P-1	01/30/17	01/30/17	49,905,208.33	0.75	0.00	49,936,458.50	49,941,450.00
AMERICAN HONDA FINANCE COMM PAPER -- 0.000% 05/05/2017	02665JS50	A-1	P-1	01/26/17	01/27/17	54,862,255.56	0.92	0.00	54,908,638.95	54,925,365.00
COOPERATIVE RABOBANK U.A. COMM PAPER -- 0.000% 05/16/2017	21687ASG9	A-1	P-1	09/07/16	09/07/16	24,782,118.06	1.26	0.00	24,934,027.75	24,953,950.00





Managed Account Detail of Securities Held

For the Month Ending February 28, 2017

SAN BERNARDINO COUNTY - 76990800

Security Type/Description	Dated Date/Coupon/Maturity	CUSIP	S&P Rating	Moody's Rating	Trade Date	Settle Date	Original Cost	YTM at Cost	Accrued Interest	Amortized Cost	Market Value	
Commercial Paper												
JP MORGAN SECURITIES LLC COMM PAPER		46640PSN4	A-1	P-1	08/26/16	08/29/16	49,601,000.00	1.09	0.00	49,877,000.00	49,898,800.00	
-- 0.000% 05/22/2017												
TOYOTA MOTOR CREDIT CORP COMM PAPER		89233GT14	A-1+	P-1	01/10/17	01/11/17	24,895,229.17	1.07	0.00	24,931,639.00	24,937,225.00	
-- 0.000% 06/01/2017												
JP MORGAN SECURITIES LLC COMM PAPER		46640PT11	A-1	P-1	02/28/17	02/28/17	49,870,833.33	1.00	0.00	49,872,222.00	49,870,833.34	
-- 0.000% 06/01/2017												

Security Type Sub-Total **902,000,000.00** **899,828,823.06** **0.83** **0.00** **901,168,680.45** **901,281,977.34**

Certificate of Deposit

BANK OF MONTREAL CHICAGO FLOAT CD		06427EUH2	A-1	P-1	02/04/16	02/05/16	25,000,000.00	0.94	24,888.89	25,000,000.00	25,000,000.00
DTD 02/05/2016 1.280% 03/01/2017											
TORONTO DOMINION BANK NY CERT DEPOS		89113WSU1	A-1+	P-1	12/27/16	12/28/16	50,000,000.00	0.90	78,750.00	50,000,000.00	50,000,715.00
DTD 12/28/2016 0.900% 03/01/2017											
ROYAL BANK OF CANADA NY CERT DEPOS		78009NFZ7	A-1+	P-1	07/07/16	07/08/16	50,000,000.00	0.95	311,388.89	50,000,000.00	50,002,445.00
DTD 07/08/2016 0.950% 03/06/2017											
CBA AUSTRALIA NY FLOATING CERT DEPOS		20271ELE7	A-1+	P-1	03/21/16	03/22/16	50,000,000.00	0.95	12,514.64	50,000,000.00	49,998,000.00
DTD 03/22/2016 1.287% 03/22/2017											
WELLS FARGO BANK CD (FLOATING)		94988EZ35	A-1+	P-1	09/22/16	09/23/16	25,000,000.00	1.10	5,539.33	25,000,000.00	25,009,900.00
DTD 09/23/2016 1.329% 03/23/2017											
CBA AUSTRALIA CERT DEPOS		20271ELP2	A-1+	P-1	08/23/16	08/24/16	25,000,000.00	0.41	165,375.00	25,000,000.00	25,021,185.00
DTD 08/24/2016 1.260% 03/28/2017											
BANK OF MONTREAL CHICAGO CERT DEPOS		06427KMV6	A-1	P-1	12/27/16	12/28/16	33,000,000.00	1.08	62,370.00	33,000,000.00	33,019,628.40
DTD 12/28/2016 1.080% 03/29/2017											
BANK OF MONTREAL CHICAGO CERT DEPOS		06427KMU8	A-1	P-1	12/27/16	12/28/16	67,000,000.00	1.08	126,630.00	67,000,000.00	67,041,968.80
DTD 12/28/2016 1.080% 03/31/2017											
CBA AUSTRALIA CERT DEPOS		20271ELH0	A-1+	P-1	07/05/16	07/07/16	25,000,000.00	0.94	154,708.33	25,000,000.00	25,005,032.50
DTD 07/07/2016 0.940% 04/03/2017											





Managed Account Detail of Securities Held

For the Month Ending February 28, 2017

SAN BERNARDINO COUNTY - 76990800

Security Type/Description Dated Date/Coupon/Maturity	CUSIP	S&P Rating	Moody's Rating	Trade Date	Settle Date	Original Cost	YTM at Cost	Accrued Interest	Amortized Cost	Market Value
Certificate of Deposit										
BMO HARRIS BANK NA CERT DEPOS DTD 10/28/2015 1.000% 04/28/2017	05574BGA2	A+	Aa3	10/28/15	10/28/15	50,000,000.00	1.01	680,555.56	50,000,000.00	50,029,575.00
SVENSKA HANDELSBANKEN NY CERT DEPOS DTD 01/31/2017 0.940% 05/01/2017	869581JA8	A-1+	P-1	01/31/17	01/31/17	50,000,000.00	0.94	37,861.11	50,000,000.00	50,021,735.00
WELLS FARGO BANK NA CERT DEPOS DTD 07/27/2016 1.140% 05/08/2017	94988EYL6	A-1+	P-1	07/27/16	07/27/16	50,000,000.00	0.83	343,583.33	50,000,000.00	50,052,715.00
CHASE BANK USA NA CERT DEPOS DTD 05/26/2016 1.230% 05/26/2017	16144RVN0	A-1	P-1	05/26/16	05/26/16	50,000,000.00	1.23	476,625.00	50,000,000.00	50,031,985.00
NORDEA BANK FINLAND NY CERT DEPOS DTD 02/16/2017 0.920% 06/01/2017	65590ACH7	A-1+	P-1	02/16/17	02/16/17	50,000,000.00	0.92	16,611.11	50,000,000.00	49,983,093.50
SVENSKA HANDELSBANKEN NY CERT DEPOS DTD 02/28/2017 0.935% 06/01/2017	86958JKC2	A-1+	P-1	02/28/17	02/28/17	50,000,644.29	0.93	1,298.61	50,000,637.50	49,987,104.00
SWEDBANK NY CERT DEPOS DTD 01/27/2017 1.090% 06/01/2017	87019UWGO	A-1+	P-1	01/27/17	01/27/17	70,000,000.00	1.09	69,941.67	70,000,000.00	70,037,037.00
ROYAL BANK OF CANADA NY CD (FLOAT) DTD 12/12/2016 1.151% 06/12/2017	78009NM52	A-1+	P-1	12/12/16	12/12/16	25,000,000.00	1.06	13,579.14	25,000,000.00	25,014,250.00
ROYAL BANK OF CANADA NY CERT DEPOS DTD 10/06/2016 1.260% 07/03/2017	78009NJ98	A-1+	P-1	10/05/16	10/06/16	25,000,000.00	0.83	127,750.00	25,000,000.00	25,029,152.50
BANK OF NOVA SCOTIA HOUSTON FLOATING CD DTD 01/05/2017 1.160% 07/03/2017	06417GSV1	A-1	P-1	01/04/17	01/05/17	50,000,000.00	1.15	41,888.89	50,000,000.00	50,018,000.00
CBA AUSTRALIA NY FLOATING CERT DEPOS DTD 01/05/2017 1.130% 07/03/2017	20271EMA4	A-1+	P-1	01/04/17	01/05/17	50,000,000.00	1.12	40,805.56	50,000,000.00	49,976,750.00
SWEDBANK NY CERT DEPOS DTD 01/27/2017 1.130% 07/03/2017	87019UWH8	A-1+	P-1	01/27/17	01/27/17	75,000,000.00	1.13	77,687.50	75,000,000.00	75,024,802.50
BANK OF NOVA SCOTIA HOUSTON FLOATING CD DTD 12/07/2016 1.226% 09/07/2017	06417GRF7	A-1	P-1	12/06/16	12/07/16	50,000,000.00	1.12	37,447.67	50,000,000.00	50,025,750.00





Managed Account Detail of Securities Held

For the Month Ending February 28, 2017

SAN BERNARDINO COUNTY - 76990800

Security Type/Description Dated Date/Coupon/Maturity	CUSIP	S&P Rating	Moody's Rating	Trade Date	Settle Date	Original Cost	YTM at Cost	Accrued Interest	Amortized Cost	Market Value
Certificate of Deposit										
BANK OF NOVA SCOTIA HOU CD (FLOATING) DTD 09/27/2016 1.427% 09/27/2017	06417GPO5	A-1	P-1	09/27/16	09/27/16	25,000,000.00	1.29	63,324.81	25,000,000.00	25,047,575.00
CBA AUSTRALIA CD (FLOATING) DTD 09/28/2016 1.427% 09/28/2017	20271ELR8	A-1+	P-1	09/27/16	09/28/16	25,000,000.00	1.29	62,433.88	25,000,000.00	25,060,075.00
ROYAL BANK OF CANADA NY FLOATING CD DTD 12/08/2016 1.251% 12/08/2017	78009NL61	A-1+	P-1	12/06/16	12/08/16	25,000,000.00	1.27	72,096.45	25,000,000.00	25,037,050.00
Security Type Sub-Total						1,070,000,644.29	1.03	3,105,655.37	1,070,000,637.50	1,070,475,524.20
Bank Deposit Account										
STONECASTLE FICA	FICAMF003	NR	NR	08/20/14	08/20/14	50,000,000.00	0.45	0.00	50,000,000.00	50,000,000.00
Security Type Sub-Total						50,000,000.00	0.45	0.00	50,000,000.00	50,000,000.00
Managed Account Sub-Total						5,468,511,000.00	1.02	11,116,479.37	5,464,667,887.23	5,460,547,032.97
Securities Sub-Total						\$5,468,511,000.00	1.02%	\$11,116,479.37	\$5,464,667,887.23	\$5,460,547,032.97
Accrued Interest										\$11,116,479.37
Total Investments										\$5,471,663,512.34





Managed Account Fair Market Value & Analytics

For the Month Ending February 28, 2017

SAN BERNARDINO COUNTY - 76990800

Security Type/Description	Dated Date/Coupon/Maturity	CUSIP	Par	Broker	Next Call Date	Market Price	Market Value	Unreal G/L On Cost	Unreal G/L Amort Cost	Effective Duration	Duration to Worst at Mkt	YTM
U.S. Treasury Bond / Note												
US TREASURY NOTES	DTD 05/31/2012 0.625% 05/31/2017	912828S7	15,000,000.00	BMO_DIR		100.03	15,004,230.00	137,237.81	15,212.40	0.25	0.25	0.51
US TREASURY NOTES	DTD 08/31/2012 0.625% 08/31/2017	912828TM2	25,000,000.00	JPMCHASE		99.95	24,988,275.00	312,493.75	39,042.50	0.50	0.50	0.72
US TREASURY NOTES	DTD 11/30/2012 0.625% 11/30/2017	912828UA6	25,000,000.00	BARCLAYS		99.86	24,964,850.00	97,662.50	13,329.00	0.75	0.75	0.81
US TREASURY NOTES	DTD 02/29/2012 1.375% 02/28/2019	912828SH4	25,000,000.00	TOR DOM		100.29	25,071,300.00	24,425.00	42,433.50	1.97	1.97	1.23
US TREASURY NOTES	DTD 02/28/2014 1.500% 02/28/2019	912828C24	50,000,000.00	BARCLAYS		100.53	50,263,650.00	(343,771.88)	(255,885.50)	1.97	1.97	1.23
US TREASURY NOTES	DTD 03/31/2014 1.625% 03/31/2019	912828C65	25,000,000.00	TOR DOM		100.76	25,189,450.00	(21,487.50)	58,271.25	2.03	2.03	1.26
US TREASURY NOTES	DTD 06/15/2016 0.875% 06/15/2019	912828R85	25,000,000.00	TD SEC U		99.02	24,753,900.00	93,743.75	67,799.00	2.26	2.26	1.31
US TREASURY NOTES	DTD 10/31/2014 1.500% 10/31/2019	912828F62	25,000,000.00	MERRILL		100.24	25,060,550.00	91,800.00	89,658.00	2.60	2.60	1.41
US TREASURY NOTES	DTD 11/30/2012 1.000% 11/30/2019	912828UB4	25,000,000.00	BMO		98.88	24,720,700.00	(179,690.63)	(189,191.00)	2.70	2.70	1.42
UNITED STATES TREASURY NOTES	DTD 03/02/2015 1.375% 02/29/2020	912828J50	25,000,000.00	BNP DIR		99.64	24,910,150.00	51,751.56	48,314.25	2.93	2.93	1.50
US TREASURY NOTES	DTD 04/30/2015 1.375% 04/30/2020	912828K58	50,000,000.00	MORGANST		99.49	49,744,150.00	68,368.75	54,744.50	3.07	3.07	1.54
US TREASURY NOTES	DTD 08/16/2010 2.625% 08/15/2020	912828NT3	25,000,000.00	BNP DIR		103.40	25,850,575.00	128,895.31	165,181.00	3.31	3.31	1.61
US TREASURY NOTES	DTD 11/30/2015 1.625% 11/30/2020	912828M98	25,000,000.00	BARCLAYS		99.76	24,939,450.00	183,590.62	171,965.50	3.61	3.61	1.69
US TREASURY NOTES	DTD 05/31/2016 1.375% 05/31/2021	912828R77	25,000,000.00	RBC CAP		98.26	24,564,450.00	229,489.06	201,799.50	4.09	4.09	1.80
US TREASURY NOTES	DTD 06/02/2014 2.000% 05/31/2021	912828WN6	50,000,000.00	BARCLAYS		100.84	50,419,900.00	(27,365.63)	(4,668.00)	4.04	4.04	1.79
US TREASURY NOTES	DTD 12/01/2014 1.875% 11/30/2021	912828G53	25,000,000.00	BMO		100.00	25,000,975.00	266,600.00	256,694.25	4.51	4.51	1.87
US TREASURY NOTES	DTD 02/02/2015 1.500% 01/31/2022	912828H86	50,000,000.00	TD SEC U		98.14	49,068,350.00	289,053.12	280,591.00	4.71	4.71	1.90





Managed Account Fair Market Value & Analytics

For the Month Ending February 28, 2017

SAN BERNARDINO COUNTY - 76990800

Security Type/Description	CUSIP	Par	Broker	Next Call Date	Market Price	Market Value	Unreal G/L On Cost	Unreal G/L Amort Cost	Effective Duration	Duration to Worst at Mkt	YTM
Security Type Sub-Total		515,000,000.00			514,514,905.00		1,402,795.59	1,055,291.15	2.86	2.86	1.45

Supra-National Agency Bond / Note

INTL BK RECON & DEV GLOBAL NT (CALLABLE)	45905USES	25,000,000.00	CITIGRP		100.09	25,022,250.00	22,250.00	22,250.00	0.21	0.22	0.38
DTD 05/19/2015 0.770% 05/19/2017											
INTL BK RECON & DEV GLOBAL NT (CALLABLE)	45905USES	25,000,000.00	TOR DOM		100.09	25,022,250.00	22,250.00	22,250.00	0.21	0.22	0.38
DTD 05/19/2015 0.770% 05/19/2017											
INTL BANK OF RECON AND DEV GLOBAL NOTES	459058EM1	25,000,000.00	JPMCHASE		99.90	24,974,925.00	(22,825.00)	(24,391.25)	0.71	0.71	1.14
DTD 06/23/2015 1.000% 11/15/2017											
INTL BANK OF RECON AND DEV GLOBAL NOTES	459058DNO	25,000,000.00	DEUTSCHE		100.14	25,035,700.00	(104,300.00)	(39,101.00)	1.10	1.10	1.25
DTD 04/10/2014 1.375% 04/10/2018											
INTL BANK OF RECON AND DEV GLOBAL NOTES	459058EJ8	25,000,000.00	TOR DOM		99.67	24,917,900.00	119,450.00	23,411.50	1.28	1.28	1.26
DTD 04/30/2015 1.000% 06/15/2018											
INTL BANK OF RECON AND DEV GLOBAL NOTES	459058EJ8	25,000,000.00	DEUTSCHE		99.67	24,917,900.00	119,400.00	23,385.50	1.28	1.28	1.26
DTD 04/30/2015 1.000% 06/15/2018											
INTL BANK OF RECON AND DEV GLOBAL NOTES	459058EJ8	40,000,000.00	BMO		99.67	39,868,640.00	(139,760.00)	(136,664.80)	1.28	1.28	1.26
DTD 04/30/2015 1.000% 06/15/2018											
INTL BANK OF RECON AND DEV GLOBAL NOTES	459058EJ8	50,000,000.00	BARCLAYS		99.67	49,835,800.00	(78,700.00)	(128,552.50)	1.28	1.28	1.26
DTD 04/30/2015 1.000% 06/15/2018											
INTL BANK OF RECON AND DEV SN NOTES	459058FE8	25,000,000.00	BNP DIR		99.48	24,869,350.00	(20,456.75)	(59,542.75)	1.38	1.38	1.25
DTD 04/19/2016 0.875% 07/19/2018											
INTL BANK OF RECON AND DEV SN NOTES	459058FE8	50,000,000.00	BKWEST		99.48	49,738,700.00	(172,800.00)	(206,592.50)	1.38	1.38	1.25
DTD 04/19/2016 0.875% 07/19/2018											
INTER-AMERICAN DEVELOPMENT BANK	4581X0BR8	25,000,000.00	BKWEST		100.64	25,160,425.00	(210,164.25)	(87,242.25)	1.47	1.47	1.31
DTD 08/24/2011 1.750% 08/24/2018											





Managed Account Fair Market Value & Analytics

For the Month Ending February 28, 2017

SAN BERNARDINO COUNTY - 76990800

Security Type/Description	Dated Date/Coupon/Maturity	CUSIP	Par	Broker	Next Call Date	Market Price	Market Value	Unreal G/L On Cost	Unreal G/L Amort Cost	Effective Duration	Duration to Worst at Mkt	YTM
Supra-National Agency Bond / Note												
INTL BANK OF RECON AND DEV GLOBAL NOTES		459058ER0	50,000,000.00	BK AMER		99.45	49,724,700.00	(190,300.00)	(229,708.00)	1.58	1.58	1.35
DTD 10/07/2015 1.000% 10/05/2018												
INTL BK OF REC AND DEV NOTE (CALLABLE)		459058FC2	25,000,000.00	DEUTSCHE	04/26/17	99.24	24,811,050.00	(136,450.00)	(151,072.75)	2.09	2.11	1.61
DTD 04/26/2016 1.250% 04/26/2019												
INTER-AMERICAN DEVELOPMENT BANK		458182DX7	25,000,000.00	BNP DIR		99.02	24,754,450.00	(88,425.00)	(128,313.75)	2.17	2.17	1.45
DTD 04/12/2016 1.000% 05/13/2019												
INTER-AMERICAN DEVELOPMENT BANK		458182DX7	100,000,000.00	BMO		99.02	99,017,800.00	(682,200.00)	(767,195.00)	2.17	2.17	1.45
DTD 04/12/2016 1.000% 05/13/2019												
INTL BANK OF RECON AND DEV		45905UUV4	50,000,000.00	TOR DOM		99.69	49,842,750.00	(157,250.00)	(157,250.00)	2.35	2.35	1.56
DTD 01/25/2016 1.430% 07/25/2019												
INTL BANK OF RECON AND DEV GLOBAL NOTES		459058EV1	25,000,000.00	BARCLAYS		99.29	24,822,925.00	(56,325.00)	(93,425.75)	2.36	2.36	1.55
DTD 01/28/2016 1.250% 07/26/2019												
INTL BANK OF RECON AND DEV SN NOTE		459058FK4	50,000,000.00	TOR DOM		98.36	49,179,650.00	(727,850.00)	(746,542.50)	2.42	2.42	1.56
DTD 07/13/2016 0.875% 08/15/2019												
INTER-AMERICAN DEVELOPMENT BANK		4581X0CR7	25,000,000.00	DEUTSCHE		99.01	24,752,075.00	101,075.00	(8,327.75)	2.56	2.56	1.64
DTD 10/15/2015 1.250% 10/15/2019												
INTER-AMERICAN DEVELOPMENT BANK		4581X0CR7	25,000,000.00	TOR DOM		99.01	24,752,075.00	6,075.00	(59,909.75)	2.56	2.56	1.64
DTD 10/15/2015 1.250% 10/15/2019												
INTL BANK OF RECON AND DEV GLOBAL NOTES		459058FS7	50,000,000.00	CITIGRP		98.67	49,334,200.00	(560,300.00)	(571,803.50)	2.68	2.68	1.62
DTD 10/27/2016 1.125% 11/27/2019												
INTL BANK OF RECON AND DEV GLOBAL NOTES		459058FA6	25,000,000.00	TOR DOM		98.97	24,743,675.00	(179,825.00)	(197,023.75)	2.99	2.99	1.72
DTD 03/30/2016 1.375% 03/30/2020												
Security Type Sub-Total			790,000,000.00				785,099,190.00	(3,137,431.00)	(3,701,362.55)	1.78	1.79	1.36
Money Market Fund												
FEDERATED GOVT OBLIGATIONS FUND		608919718	72,000,000.00			1.00	72,000,000.00	0.00	0.00	0.00	0.00	0.46
FIDELITY GOVT MM FUND 2642		31607A703	81,000,000.00			1.00	81,000,000.00	0.00	0.00	0.00	0.00	0.45
BANK OF THE WEST MONEY MARKET FUND		BKOFWEST7	100,000,000.00			1.00	100,000,000.00	0.00	0.00	0.00	0.00	0.53





Managed Account Fair Market Value & Analytics

For the Month Ending February 28, 2017

SAN BERNARDINO COUNTY - 76990800

Security Type/Description	Dated Date/Coupon/Maturity	CUSIP	Par	Broker	Next Call Date	Market Price	Market Value	Unreal G/L On Cost	Unreal G/L Amort Cost	Effective Duration	Duration to Worst at Mkt	YTM
Security Type Sub-Total			253,000,000.00				253,000,000.00	0.00	0.00	0.00	0.00	0.48
Joint Powers Authority												
CALIFORNIA ASSET MANAGEMENT PROGRAM		CAMPMF025	18,000,000.00	DIRECT		1.00	18,000,000.00	0.00	0.00	0.00	0.00	0.83
CALIFORNIA ASSET MANAGEMENT PROGRAM		CAMPMF025	24,000,000.00	DIRECT		1.00	24,000,000.00	0.00	0.00	0.00	0.00	0.83
CALIFORNIA ASSET MANAGEMENT PROGRAM		CAMPMF025	50,000,000.00	DIRECT		1.00	50,000,000.00	0.00	0.00	0.00	0.00	0.83
CALIFORNIA ASSET MANAGEMENT PROGRAM		CAMPMF025	50,000,000.00	DIRECT		1.00	50,000,000.00	0.00	0.00	0.00	0.00	0.83
CALIFORNIA ASSET MANAGEMENT PROGRAM		CAMPMF025	50,000,000.00	DIRECT		1.00	50,000,000.00	0.00	0.00	0.00	0.00	0.83

Security Type Sub-Total			192,000,000.00				192,000,000.00	0.00	0.00	0.00	0.00	0.83
Federal Agency Bond / Note												
FHLB AGENCY DTD 03/06/2015 0.720% 03/06/2017		3130A4KZ7	50,000,000.00	WELLSFAR		100.00	50,001,150.00	(3,350.00)	1,117.50	0.02	0.02	0.82
FHLB NOTES DTD 02/06/2012 0.875% 03/10/2017		3133782N0	25,000,000.00	TOR DOM		100.01	25,002,275.00	27,050.50	2,557.25	0.03	0.03	0.72
FFCB (FLOATING) NOTES DTD 04/17/2014 0.822% 04/17/2017		3133EDJX1	25,000,000.00	JPMCHASE		100.04	25,009,575.00	9,575.00	9,575.00	0.08	0.13	0.55
FANNIE MAE GLOBAL NOTES DTD 04/16/2007 5.000% 05/11/2017		31359M7X5	50,000,000.00	MORGANST		100.87	50,434,850.00	(4,025,650.00)	23,626.00	0.20	0.20	0.71
FHLMC NOTES DTD 12/30/2014 0.990% 06/30/2017		3134G5VY8	50,000,000.00	DIRECT		100.13	50,064,600.00	64,600.00	64,600.00	0.33	0.33	0.62
FHLMC NOTES DTD 05/29/2015 0.750% 07/14/2017		3137EADV8	25,000,000.00	TOR DOM		100.03	25,007,125.00	26,625.00	10,543.00	0.37	0.37	0.68
FHLB NOTES DTD 07/24/2015 0.750% 08/28/2017		3130A62S5	17,000,000.00	BARCLAYS		100.01	17,002,482.00	40,562.00	10,786.33	0.49	0.49	0.73
FHLB NOTES DTD 06/02/2015 0.750% 08/28/2017		3130A5HT9	23,250,000.00	WELLSFAR		99.99	23,248,814.25	37,641.75	6,463.27	0.49	0.49	0.77
FANNIE MAE GLOBAL NOTES DTD 07/20/2012 0.875% 08/28/2017		3135G0MZ3	50,000,000.00	MORGANST		100.10	50,051,700.00	5,700.00	44,624.00	0.49	0.49	0.68





Managed Account Fair Market Value & Analytics

For the Month Ending February 28, 2017

SAN BERNARDINO COUNTY - 76990800

Security Type/Description	Dated Date/Coupon/Maturity	CUSIP	Par	Broker	Next Call Date	Market Price	Market Value	Unreal G/L On Cost	Unreal G/L Amort Cost	Effective Duration	Duration to Worst at Mkt	YTM
Federal Agency Bond / Note												
FFCB NOTES	DTD 02/25/2015 1.000% 09/25/2017	3133EEOX1	19,589,000.00	WELLSFAR		100.16	19,620,068.15	(61,979.60)	8,985.47	0.57	0.57	0.72
FFCB NOTES	DTD 02/25/2015 1.000% 09/25/2017	3133EEOX1	25,000,000.00	BNP DIR		100.16	25,039,650.00	28,938.75	37,261.00	0.57	0.57	0.72
FNMA NOTES	DTD 08/25/2014 1.000% 09/27/2017	3135G0ZL0	10,000,000.00	MORGANST		100.15	10,014,750.00	50,450.00	21,458.40	0.58	0.58	0.74
FREDDIE MAC GLOBAL NOTES (EX-CALLABLE)	DTD 09/03/2014 1.100% 09/29/2017	3134G3M31	10,000,000.00	WELLSFAR		100.14	10,013,810.00	(32,590.00)	2,715.40	0.58	0.58	0.76
FHLB NOTES	DTD 09/27/2012 1.000% 09/27/2017	3130A2XL5	15,000,000.00	WELLSFAR		100.20	15,030,525.00	55,575.00	35,316.00	0.58	0.58	0.75
FHLB NOTES	DTD 09/03/2014 1.100% 09/29/2017	3130A2XL5	25,000,000.00	GILFORD		100.20	25,050,875.00	88,875.00	58,143.25	0.58	0.58	0.75
FANNIE MAE GLOBAL NOTES	DTD 09/24/2012 0.875% 10/26/2017	3135G0PQ0	25,000,000.00	CITIGRP		100.06	25,014,425.00	(30,150.00)	2,663.75	0.66	0.66	0.79
FHLMC NOTES	DTD 12/11/2015 1.000% 12/15/2017	3137EADX4	50,000,000.00	TOR DOM		100.10	50,050,900.00	102,400.00	71,228.50	0.79	0.79	0.87
FFCB NOTES	DTD 12/18/2014 1.125% 12/18/2017	3133EEFE5	25,000,000.00	WELLSFAR		100.26	25,064,325.00	88,400.00	70,801.50	0.80	0.80	0.80
FFCB NOTES	DTD 12/18/2014 1.125% 12/18/2017	3133EEFE5	25,000,000.00	MERRILL		100.26	25,064,325.00	88,325.00	70,781.25	0.80	0.80	0.80
FHLMC NOTES	DTD 11/20/2015 1.000% 12/19/2017	3130A6SW8	25,000,000.00	TOR DOM		100.10	25,025,075.00	25,075.00	25,075.00	0.80	0.80	0.87
FHLMC NOTES	DTD 11/21/2012 0.750% 01/12/2018	3137EADN6	25,000,000.00	MORGANST		99.88	24,969,425.00	312,675.00	30,545.25	0.87	0.87	0.89
FHLMC NOTES	DTD 11/21/2012 0.750% 01/12/2018	3137EADN6	25,000,000.00	BK AMER		99.88	24,969,425.00	299,175.00	28,192.50	0.87	0.87	0.89
FFCB NOTES	DTD 02/26/2016 0.850% 02/26/2018	3133EFF51	25,000,000.00	WELLSFAR		99.74	24,936,000.00	(75,500.00)	(69,693.75)	0.99	0.99	1.11
FHLMC NOTES	DTD 02/18/2016 0.875% 03/19/2018	3130A7CX1	25,000,000.00	BARCLAYS		99.90	24,974,450.00	(17,800.00)	(21,614.25)	1.05	1.05	0.97
FNMA NOTE	DTD 03/04/2016 0.875% 03/28/2018	3135G0J61	50,000,000.00	CITIGRP		99.88	49,940,700.00	40,700.00	(7,009.00)	1.07	1.07	0.99





Managed Account Fair Market Value & Analytics

For the Month Ending February 28, 2017

SAN BERNARDINO COUNTY - 76990800

Security Type/Description	Dated Date/Coupon/Maturity	CUSIP	Par	Broker	Next Call Date	Market Price	Market Value	Unreal G/L On Cost	Unreal G/L Amort Cost	Effective Duration	Duration to Worst at Mkt	YTM
Federal Agency Bond / Note												
FHLMC REFERENCE NOTE	DTD 04/07/2016 0.750% 04/09/2018	3137EAEA3	50,000,000.00	WELLSFAR		99.71	49,855,450.00	(66,050.00)	(101,120.50)	1.10	1.10	1.01
FFCB NOTES	DTD 04/12/2016 0.750% 04/18/2018	3133EF3B1	50,000,000.00	WELLSFAR		99.72	49,858,300.00	(73,700.00)	(103,440.50)	1.13	1.13	1.00
FHLB NOTES	DTD 02/27/2015 1.125% 04/25/2018	3130A4GJ5	30,000,000.00	MORGANST		100.09	30,028,380.00	42,180.00	33,495.00	1.14	1.14	1.04
FHLB NOTES	DTD 05/04/2015 1.000% 05/04/2018	3130A57K9	25,000,000.00	WELLSFAR		99.81	24,952,700.00	(53,800.00)	(49,868.25)	1.17	1.17	1.16
FFCB NOTES	DTD 05/11/2015 1.030% 05/11/2018	3133EEJ50	25,000,000.00	DAIWA		99.99	24,998,625.00	18,125.00	6,460.75	1.19	1.19	1.03
FFCB NOTES	DTD 05/11/2015 1.030% 05/11/2018	3133EEJ50	25,000,000.00	JPMCHASE		99.99	24,998,625.00	44,050.00	16,884.00	1.19	1.19	1.03
FHLB NOTES	DTD 05/04/2012 1.250% 06/08/2018	313379DT3	25,000,000.00	DEUTSCHE		100.21	25,051,250.00	(173,750.00)	(86,665.00)	1.26	1.26	1.09
FEDERAL HOME LOAN BANKS AGCY	DTD 05/27/2016 0.875% 06/29/2018	3130A8BD4	35,000,000.00	CITIGRP		99.74	34,909,455.00	(6,195.00)	(36,703.10)	1.32	1.32	1.07
FNMA NOTES (CALLABLE) GLOBAL NOTES	DTD 07/27/2016 0.875% 07/27/2018	3135G0M75	28,325,000.00	JPMCHASE	07/27/17	99.31	28,128,339.53	(137,177.97)	(154,685.09)	1.23	1.40	1.37
FHLB NOTES	DTD 07/08/2016 0.625% 08/07/2018	3130A8PK3	25,000,000.00	BARCLAYS		99.34	24,836,025.00	(111,975.00)	(128,056.75)	1.43	1.43	1.08
FHLB NOTES	DTD 08/07/2015 1.125% 09/14/2018	3130A6AE7	25,000,000.00	TOR DOM		100.01	25,001,400.00	(70,600.00)	(55,860.25)	1.52	1.52	1.12
FHLMC REFERENCE NOTE	DTD 09/16/2016 0.875% 10/12/2018	3137EAED7	50,000,000.00	BARCLAYS		99.53	49,762,900.00	(215,600.00)	(220,370.50)	1.60	1.60	1.17
FNMA BENCHMARK NOTE	DTD 09/01/2015 1.125% 10/19/2018	3135G0E58	12,000,000.00	ICAP		99.91	11,989,524.00	16,884.00	4,040.88	1.62	1.62	1.18
FNMA BENCHMARK NOTE	DTD 09/01/2015 1.125% 10/19/2018	3135G0E58	25,000,000.00	DEUTSCHE		99.91	24,978,175.00	34,925.00	8,286.00	1.62	1.62	1.18
FHLMC NOTES (CALLABLE)	DTD 04/26/2016 1.050% 10/26/2018	3134G8YU7	50,000,000.00	JPMCHASE	04/26/17	99.51	49,755,850.00	(209,150.00)	(220,910.00)	1.27	1.63	1.35
FHLB NOTES	DTD 12/08/2016 1.250% 01/16/2019	3130AAE46	50,000,000.00	BK AMER		99.98	49,992,200.00	(5,800.00)	(5,872.00)	1.85	1.85	1.26
FNMA BENCHMARK NOTE	DTD 02/23/2016 1.000% 02/26/2019	3135G0J53	25,000,000.00	JPMCHASE		99.42	24,855,500.00	(85,500.00)	(105,331.00)	1.97	1.97	1.29





Managed Account Fair Market Value & Analytics

For the Month Ending February 28, 2017

SAN BERNARDINO COUNTY - 76990800

Security Type/Description	Dated Date/Coupon/Maturity	CUSIP	Par	Broker	Next Call Date	Market Price	Market Value	Unreal G/L On Cost	Unreal G/L Amort Cost	Effective Duration	Duration to Worst at Mkt	YTM
Federal Agency Bond / Note												
FHLMC NOTES (CALLABLE)	DTD 02/28/2017 1.375% 02/28/2019	3134GA6H2	25,000,000.00	MORGANST	02/28/18	99.90	24,974,625.00	(25,375.00)	(25,375.00)	1.69	1.97	1.43
FREDDIE MAC NOTES	DTD 03/21/2016 1.125% 04/15/2019	3137EADZ9	25,000,000.00	JPMCHASE		99.64	24,909,250.00	(82,500.00)	(84,979.00)	2.09	2.09	1.30
FHLB GLOBAL NOTE	DTD 06/03/2016 1.125% 06/21/2019	3130A8DB6	50,000,000.00	WELLSFAR		99.46	49,730,250.00	(248,750.00)	(253,756.50)	2.27	2.27	1.36
FREDDIE MAC GLOBAL NOTES	DTD 07/30/2012 1.250% 08/01/2019	3137EADK2	23,347,000.00	MORGANST		99.58	23,249,339.50	125,350.04	39,465.54	2.38	2.38	1.43
FNMA NOTES	DTD 09/02/2016 1.000% 08/28/2019	3135G0P49	50,000,000.00	DEUTSCHE		98.94	49,471,200.00	(450,800.00)	(463,452.50)	2.46	2.46	1.43
FANNIE MAE GLOBAL NOTES	DTD 10/25/2016 1.000% 10/24/2019	3135G0R39	25,000,000.00	BARCLAYS		98.68	24,670,475.00	(262,525.00)	(270,241.75)	2.60	2.60	1.51
FHLB NOTES	DTD 11/17/2016 1.375% 11/15/2019	3130AA3R7	35,000,000.00	BK AMER		99.68	34,887,440.00	(104,510.00)	(105,268.80)	2.64	2.64	1.50
FREDDIE MAC AGENCY NOTE	DTD 01/17/2017 1.500% 01/17/2020	3137EAEES	25,000,000.00	CITIGRP		99.83	24,957,750.00	(15,250.00)	(16,329.00)	2.81	2.81	1.56
FNMA NOTES	DTD 01/12/2015 1.625% 01/21/2020	3135G0A78	25,000,000.00	TOR DOM		100.22	25,055,625.00	51,525.00	52,618.00	2.82	2.82	1.55
FNMA NOTES	DTD 02/28/2017 1.500% 02/28/2020	3135G0T29	40,000,000.00	JPMCHASE		99.63	39,850,000.00	(124,400.00)	(124,423.60)	2.92	2.92	1.63
Security Type Sub-Total			1,598,511,000.00			1,596,309,952.43	(5,045,045.53)	(1,912,716.30)		1.23	1.25	1.05

Corporate Note												
WAL-MART STORES INC CORP NOTES	DTD 04/22/2014 1.000% 04/21/2017	931142DN0	1,500,000.00	CITIGRP		100.01	1,500,192.00	417.00	202.56	0.14	0.14	0.95
WAL-MART STORES INC CORP NOTES	DTD 04/22/2014 1.000% 04/21/2017	931142DN0	11,500,000.00	TD SEC U		100.01	11,501,472.00	(5,428.00)	(940.59)	0.14	0.14	0.95
BERKSHIRE HATHAWAY FIN (FLOATING)	DTD 01/15/2015 1.318% 01/12/2018	084664CD1	15,000,000.00	DEUTSCHE		100.28	15,042,450.00	13,890.00	23,453.40	0.25	0.86	1.01
BERKSHIRE HATHAWAY INC GLOBAL NOTES	DTD 08/15/2016 1.150% 08/15/2018	084670BK5	10,000,000.00	WELLSFAR		99.51	9,950,870.00	(47,930.00)	(48,254.10)	1.44	1.44	1.49





Managed Account Fair Market Value & Analytics

For the Month Ending February 28, 2017

SAN BERNARDINO COUNTY - 76990800

Security Type/Description	Dated Date/Coupon/Maturity	CUSIP	Par	Broker	Next Call Date	Market Price	Market Value	Unreal G/L On Cost	Unreal G/L Amort Cost	Effective Duration	Duration to Worst at Mkt	YTM
Corporate Note												
MICROSOFT CORP NOTES	594918BF0	1,000,000.00	CITIGRP			100.02	1,000,228.00	(1,412.00)	(694.38)	1.65	1.65	1.29
DTD 11/03/2015 1.300% 11/03/2018												
MICROSOFT CORP NOTES	594918BF0	1,000,000.00	VINING			100.02	1,000,228.00	(1,442.00)	(711.24)	1.65	1.65	1.29
DTD 11/03/2015 1.300% 11/03/2018												
MICROSOFT CORP NOTES	594918BF0	3,500,000.00	ICAP			100.02	3,500,798.00	(4,627.00)	(2,253.23)	1.65	1.65	1.29
DTD 11/03/2015 1.300% 11/03/2018												
MICROSOFT CORP NOTES	594918BF0	4,500,000.00	MERRILL			100.02	4,501,026.00	(5,724.00)	(2,770.52)	1.65	1.65	1.29
DTD 11/03/2015 1.300% 11/03/2018												
MICROSOFT CORP NOTES	594918BF0	5,000,000.00	UBS AG			100.02	5,001,140.00	(5,910.00)	(2,825.35)	1.65	1.65	1.29
DTD 11/03/2015 1.300% 11/03/2018												
MICROSOFT CORP NOTES	594918BF0	5,000,000.00	BARCLAYS			100.02	5,001,140.00	(6,610.00)	(3,218.90)	1.65	1.65	1.29
DTD 11/03/2015 1.300% 11/03/2018												
MICROSOFT CORP NOTES	594918BF0	5,000,000.00	LOOP CAP			100.02	5,001,140.00	(7,360.00)	(3,640.55)	1.65	1.65	1.29
DTD 11/03/2015 1.300% 11/03/2018												
MICROSOFT CORP NOTES	594918BN3	20,000,000.00	MERRILL			99.01	19,802,160.00	(177,240.00)	(181,060.00)	2.40	2.40	1.51
DTD 08/08/2016 1.100% 08/08/2019												
MICROSOFT CORP	594918BV5	15,000,000.00	BARCLAYS			100.42	15,062,640.00	72,690.00	72,462.75	2.85	2.85	1.70
DTD 02/06/2017 1.850% 02/06/2020												
Security Type Sub-Total			98,000,000.00				97,865,484.00	(176,686.00)	(150,250.15)	1.55	1.64	1.33

Commercial Paper

TOYOTA MOTOR CREDIT CORP COMM PAPER	89233GO17	50,000,000.00	TOYOTA			100.00	49,999,300.00	75,425.00	(700.00)	0.00	0.00	0.50
-- 0.000% 03/01/2017												
BNP PARIBAS NY BRANCH COMM PAPER	09659BO11	75,000,000.00	BNP DIR			100.00	74,998,725.00	93,725.00	(1,275.00)	0.00	0.00	0.61
-- 0.000% 03/01/2017												
CREDIT AGRICOLE CIB NY COMM PAPER	22533TO17	97,000,000.00	CREDITAG			100.00	96,998,254.00	(237.11)	(1,746.00)	0.00	0.00	0.65
-- 0.000% 03/01/2017												
NATIXIS NY BRANCH COMM PAPER	63873JO11	150,000,000.00	OTHER			100.00	149,997,600.00	(66.67)	(2,400.00)	0.00	0.00	0.58
DTD 02/21/2017 0.000% 03/01/2017												
TOYOTA MOTOR CREDIT CORP COMM PAPER	89233GO25	50,000,000.00	JPMCHASE			100.00	49,998,600.00	84,100.00	(275.00)	0.01	0.01	0.50
-- 0.000% 03/02/2017												





Managed Account Fair Market Value & Analytics

For the Month Ending February 28, 2017

SAN BERNARDINO COUNTY - 76990800

Security Type/Description	Dated Date/Coupon/Maturity	CUSIP	Par	Broker	Next Call Date	Market Price	Market Value	Unreal G/L On Cost	Unreal G/L Amort Cost	Effective Duration	Duration to Worst at Mkt	YTM
Commercial Paper												
BNP PARIBAS NY BRANCH COMM PAPER	09659BR36	50,000,000.00	BNP DIR		99.93	49,965,850.00	41,225.00	2,975.00	0.09	0.09	0.09	0.72
-- 0.000% 04/03/2017												
JP MORGAN SECURITIES LLC COMM PAPER	46640PRC9	25,000,000.00	JPMCHASE		99.92	24,978,750.00	111,388.89	7,916.75	0.12	0.12	0.12	0.71
-- 0.000% 04/12/2017												
COOPERATIVE RABOBANK U.A. COMM PAPER	21687ARH8	25,000,000.00	RABOBANK		99.90	24,975,400.00	142,775.00	13,587.50	0.13	0.13	0.13	0.74
-- 0.000% 04/17/2017												
EXXON MOBIL CORP COMM PAPER	30229ARM3	50,000,000.00	EXXON		99.91	49,954,700.00	32,325.00	3,575.00	0.14	0.14	0.14	0.63
-- 0.000% 04/21/2017												
COOPERATIVE RABOBANK U.A. COMM PAPER	21687AS12	25,000,000.00	RABOBANK		99.87	24,966,375.00	189,465.28	19,326.50	0.17	0.17	0.17	0.78
-- 0.000% 05/01/2017												
TOYOTA MOTOR CREDIT CORP COMM PAPER	89233GS15	50,000,000.00	TOYOTA		99.84	49,920,800.00	72,050.00	4,675.00	0.17	0.17	0.17	0.92
-- 0.000% 05/01/2017												
EXXON MOBIL CORP COMM PAPER	30229AS18	50,000,000.00	EXXON		99.88	49,941,450.00	36,241.67	4,991.50	0.17	0.17	0.17	0.68
-- 0.000% 05/01/2017												
AMERICAN HONDA FINANCE COMM PAPER	02665J550	55,000,000.00	MIZUHO		99.86	54,925,365.00	63,109.44	16,726.05	0.18	0.18	0.18	0.74
-- 0.000% 05/05/2017												
COOPERATIVE RABOBANK U.A. COMM PAPER	21687ASG9	25,000,000.00	RABOBANK		99.82	24,953,950.00	171,831.94	19,922.25	0.21	0.21	0.21	0.86
-- 0.000% 05/16/2017												
JP MORGAN SECURITIES LLC COMM PAPER	46640PSN4	50,000,000.00	JPMCHASE		99.80	49,898,800.00	297,800.00	21,800.00	0.23	0.23	0.23	0.88
-- 0.000% 05/22/2017												
TOYOTA MOTOR CREDIT CORP COMM PAPER	89233GT14	25,000,000.00	TOYOTA		99.75	24,937,225.00	41,995.83	5,586.00	0.25	0.25	0.25	0.97
-- 0.000% 06/01/2017												
JP MORGAN SECURITIES LLC COMM PAPER	46640PT11	50,000,000.00	JPM		99.74	49,870,833.34	0.01	(1,388.66)	0.25	0.25	0.25	1.00
-- 0.000% 06/01/2017												
Security Type Sub-Total		902,000,000.00				901,281,977.34	1,453,154.28	113,296.89	0.10	0.10	0.10	0.70

Certificate of Deposit



PFM Asset Management LLC



Managed Account Fair Market Value & Analytics

For the Month Ending February 28, 2017

SAN BERNARDINO COUNTY - 76990800

Security Type/Description	Dated Date/Coupon/Maturity	CUSIP	Par	Broker	Next Call Date	Market Price	Market Value	Unreal G/L On Cost	Unreal G/L Amort Cost	Effective Duration	Duration to Worst at Mkt	YTM
Certificate of Deposit												
BANK OF MONTREAL CHICAGO FLOAT CD	06427EUH2	25,000,000.00	BMO_DIR			100.00	25,000,000.00	0.00	0.00	0.08	0.00	3.84
DTD 02/05/2016 1.280% 03/01/2017												
TORONTO DOMINION BANK NY CERT DEPOS	89113WSU1	50,000,000.00	TD SEC U			100.00	50,000,715.00	715.00	715.00	0.00	0.00	0.64
DTD 12/28/2016 0.900% 03/01/2017												
ROYAL BANK OF CANADA NY CERT DEPOS	78009NFZ7	50,000,000.00	ROYAL			100.00	50,002,445.00	2,445.00	2,445.00	0.02	0.02	0.65
DTD 07/08/2016 0.950% 03/06/2017												
CBA AUSTRALIA NY FLOATING CERT DEPOS	20271ELE7	50,000,000.00	ICAP			100.00	49,998,000.00	(2,000.00)	(2,000.00)	0.08	0.06	1.47
DTD 03/22/2016 1.287% 03/22/2017												
WELLS FARGO BANK CD (FLOATING)	94988EZ35	25,000,000.00	WELLSFAR			100.04	25,009,900.00	9,900.00	9,900.00	0.08	0.06	0.82
DTD 09/23/2016 1.329% 03/23/2017												
CBA AUSTRALIA CERT DEPOS	20271ELP2	25,000,000.00	ICAP			100.08	25,021,185.00	21,185.00	21,185.00	0.08	0.08	0.71
DTD 08/24/2016 1.260% 03/28/2017												
BANK OF MONTREAL CHICAGO CERT DEPOS	06427KMU6	33,000,000.00	BMO			100.06	33,019,628.40	19,628.40	19,628.40	0.08	0.08	0.71
DTD 12/28/2016 1.080% 03/29/2017												
BANK OF MONTREAL CHICAGO CERT DEPOS	06427KMU8	67,000,000.00	BMO			100.06	67,041,968.80	41,968.80	41,968.80	0.08	0.08	0.71
DTD 12/28/2016 1.080% 03/31/2017												
CBA AUSTRALIA CERT DEPOS	20271ELH0	25,000,000.00	ICAP			100.02	25,005,032.50	5,032.50	5,032.50	0.09	0.09	0.72
DTD 07/07/2016 0.940% 04/03/2017												
BMO HARRIS BANK NA CERT DEPOS	05574BGA2	50,000,000.00	BMOHAR			100.06	50,029,575.00	29,575.00	29,575.00	0.16	0.16	0.80
DTD 10/28/2015 1.000% 04/28/2017												
SVENSKA HANDELSBANKEN NY CERT DEPOS	86958JJA8	50,000,000.00	SVENSKA			100.04	50,021,735.00	21,735.00	21,735.00	0.17	0.17	0.81
DTD 01/31/2017 0.940% 05/01/2017												
WELLS FARGO BANK NA CERT DEPOS	94988EYL6	50,000,000.00	WELLSFAR			100.11	50,052,715.00	52,715.00	52,715.00	0.19	0.19	0.85
DTD 07/27/2016 1.140% 05/08/2017												
CHASE BANK USA NA CERT DEPOS	16144RVN0	50,000,000.00	JPMCHASE			100.06	50,031,985.00	31,985.00	31,985.00	0.24	0.24	0.96
DTD 05/26/2016 1.230% 05/26/2017												
NORDEA BANK FINLAND NY CERT DEPOS	65590ACH7	50,000,000.00	ICAP			99.97	49,983,093.50	(16,906.50)	(16,906.50)	0.25	0.25	0.99
DTD 02/16/2017 0.920% 06/01/2017												





Managed Account Fair Market Value & Analytics

For the Month Ending February 28, 2017

SAN BERNARDINO COUNTY - 76990800

Security Type/Description	Dated Date/Coupon/Maturity	CUSIP	Par	Broker	Next Call Date	Market Price	Market Value	Unreal G/L On Cost	Unreal G/L Amort Cost	Effective Duration	Duration to Worst at Mkt	YTM
Certificate of Deposit												
SVENSKA HANDELSBANKEN NY CERT DEPOS		86958JKC2	50,000,000.00	RBC		99.97	49,987,104.00	(13,540.29)	(13,533.50)	0.25	0.25	0.99
DTD 02/28/2017 0.935% 06/01/2017												
SWEDBANK NY CERT DEPOS		87019UWGO	70,000,000.00	OTHER		100.05	70,037,037.00	37,037.00	37,037.00	0.25	0.25	0.99
DTD 01/27/2017 1.090% 06/01/2017												
ROYAL BANK OF CANADA NY CD (FLOAT)		78009NM52	25,000,000.00	ROYAL		100.06	25,014,250.00	14,250.00	14,250.00	0.08	0.28	0.97
DTD 12/12/2016 1.151% 06/12/2017												
ROYAL BANK OF CANADA NY CERT DEPOS		78009NJ98	25,000,000.00	ROYAL		100.12	25,029,152.50	29,152.50	29,152.50	0.34	0.34	1.08
DTD 10/06/2016 1.260% 07/03/2017												
BANK OF NOVA SCOTIA HOUSTON FLOATING CD		06417GSV1	50,000,000.00	BNS		100.04	50,018,000.00	18,000.00	18,000.00	0.08	0.34	1.07
DTD 01/05/2017 1.160% 07/03/2017												
CBA AUSTRALIA NY FLOATING CERT DEPOS		2027HEMA4	50,000,000.00	ICAP		99.95	49,976,750.00	(23,250.00)	(23,250.00)	0.08	0.34	1.28
DTD 01/05/2017 1.130% 07/03/2017												
SWEDBANK NY CERT DEPOS		87019UWH8	75,000,000.00	OTHER		100.03	75,024,802.50	24,802.50	24,802.50	0.34	0.34	1.08
DTD 01/27/2017 1.130% 07/03/2017												
BANK OF NOVA SCOTIA HOUSTON FLOATING CD		06417GRF7	50,000,000.00	BNS		100.05	50,025,750.00	25,750.00	25,750.00	0.08	0.52	1.15
DTD 12/07/2016 1.226% 09/07/2017												
BANK OF NOVA SCOTIA HOU CD (FLOATING)		06417GPO5	25,000,000.00	BNS		100.19	25,047,575.00	47,575.00	47,575.00	0.25	0.58	1.06
DTD 09/27/2016 1.427% 09/27/2017												
CBA AUSTRALIA CD (FLOATING)		2027IELR8	25,000,000.00	OTHER		100.24	25,060,075.00	60,075.00	60,075.00	0.25	0.58	0.97
DTD 09/28/2016 1.427% 09/28/2017												
ROYAL BANK OF CANADA NY FLOATING CD		78009NL61	25,000,000.00	ROYAL		100.15	25,037,050.00	37,050.00	37,050.00	0.25	0.77	1.08
DTD 12/08/2016 1.251% 12/08/2017												
Security Type Sub-Total			1,070,000,000.00			1,070,475,524.20	474,879.91	474,886.70	474,886.70	0.16	0.23	1.01

Bank Deposit Account

STONECASTLE FICA	FICAMF003	50,000,000.00	OTHER			1.00	50,000,000.00	0.00	0.00	0.00	0.00	0.45
Security Type Sub-Total		50,000,000.00				50,000,000.00	0.00	0.00	0.00	0.00	0.00	0.45





Managed Account Fair Market Value & Analytics

For the Month Ending February 28, 2017

SAN BERNARDINO COUNTY - 76990800

Security Type/Description	Dated Date/Coupon/Maturity	CUSIP	Par	Broker	Next Call Date	Market Price	Market Value	Unreal G/L On Cost	Unreal G/L Amort Cost	Effective Duration	Duration to Worst at Mkt	YTM
Managed Account Sub-Total			5,468,511,000.00			5,460,547,032.97	(5,028,332.75)	(4,120,854.26)	0.96	0.98	1.03	
Securities Sub-Total			\$5,468,511,000.00			\$5,460,547,032.97	(\$5,028,332.75)	(\$4,120,854.26)	0.96	0.98	1.03%	
Accrued Interest						\$11,116,479.37						
Total Investments						\$5,471,663,512.34						





Managed Account Security Transactions & Interest

For the Month Ending February 28, 2017

SAN BERNARDINO COUNTY - 76990800

Transaction Type	Trade	Settle	Security Description	CUSIP	Par	Principal Proceeds	Accrued Interest	Total	Realized G/L Cost	Realized G/L Amort Cost	Sale Method
BUY											
	01/30/17	02/06/17	MICROSOFT CORP DTD 02/06/2017 1.850% 02/06/2020	594918BV5	15,000,000.00	(14,989,950.00)	0.00	(14,989,950.00)			
	02/01/17	02/01/17	NATIXIS US BRANCH COMM PAPER DTD 06/06/2016 0.000% 02/02/2017	63873JP20	105,000,000.00	(104,998,075.00)	0.00	(104,998,075.00)			
	02/01/17	02/02/17	UNITED STATES TREASURY NOTES DTD 03/02/2015 1.375% 02/29/2020	912828J50	25,000,000.00	(24,858,398.44)	(147,185.77)	(25,005,584.21)			
	02/02/17	02/02/17	NATIXIS US BRANCH COMM PAPER -- 0.000% 02/03/2017	63873JP38	89,000,000.00	(88,998,368.33)	0.00	(88,998,368.33)			
	02/03/17	02/03/17	NATIXIS NY BRANCH COMM PAPER DTD 02/01/2017 0.000% 02/06/2017	63873JP61	90,000,000.00	(89,995,050.00)	0.00	(89,995,050.00)			
	02/06/17	02/06/17	NATIXIS NY BRANCH COMM PAPER DTD 01/24/2017 0.000% 02/07/2017	63873JP79	80,000,000.00	(79,998,533.33)	0.00	(79,998,533.33)			
	02/07/17	02/07/17	NATIXIS US BRANCH COMM PAPER -- 0.000% 02/08/2017	63873JP87	98,000,000.00	(97,998,203.33)	0.00	(97,998,203.33)			
	02/08/17	02/08/17	NATIXIS US BRANCH COMM PAPER -- 0.000% 02/09/2017	63873JP95	103,000,000.00	(102,998,111.67)	0.00	(102,998,111.67)			
	02/09/17	02/09/17	NATIXIS NY BRANCH COMM PAPER DTD 01/27/2017 0.000% 02/10/2017	63873JPA2	94,000,000.00	(93,998,276.67)	0.00	(93,998,276.67)			
	02/10/17	02/10/17	NATIXIS NY BRANCH COMM PAPER DTD 02/06/2017 0.000% 02/13/2017	63873JPD6	92,000,000.00	(91,994,940.00)	0.00	(91,994,940.00)			
	02/13/17	02/13/17	NATIXIS NY BRANCH COMM PAPER DTD 02/07/2017 0.000% 02/14/2017	63873JPE4	98,000,000.00	(97,998,203.33)	0.00	(97,998,203.33)			
	02/14/17	02/14/17	NATIXIS US BRANCH COMM PAPER -- 0.000% 02/15/2017	63873JPF1	84,000,000.00	(83,998,460.00)	0.00	(83,998,460.00)			
	02/15/17	02/15/17	NATIXIS US BRANCH COMM PAPER -- 0.000% 02/16/2017	63873JPG9	88,000,000.00	(87,998,386.67)	0.00	(87,998,386.67)			
	02/15/17	02/16/17	US TREASURY NOTES DTD 02/02/2015 1.500% 01/31/2022	912828H86	50,000,000.00	(48,779,296.88)	(33,149.17)	(48,812,446.05)			
	02/16/17	02/16/17	NORDEA BANK FINLAND NY CERT DEPOS	65590ACH7	50,000,000.00	(50,000,000.00)	0.00	(50,000,000.00)			
	02/16/17	02/28/17	FHLMC NOTES (CALLABLE) DTD 02/16/2017 0.920% 06/01/2017	3134GA6H2	25,000,000.00	(25,000,000.00)	0.00	(25,000,000.00)			
			DTD 02/28/2017 1.375% 02/28/2019								





Managed Account Security Transactions & Interest

For the Month Ending February 28, 2017

SAN BERNARDINO COUNTY - 76990800

Transaction Type	Trade	Settle	Security Description	CUSIP	Par	Principal Proceeds	Accrued Interest	Total	Realized G/L Cost	Realized G/L Amort Cost	Sale Method
BUY											
	02/22/17	02/22/17	NATIXIS US BRANCH COMM PAPER -- 0.000% 02/23/2017	63873JPP9	32,000,000.00	(31,999,395.56)	0.00	(31,999,395.56)			
	02/23/17	02/23/17	NATIXIS NY BRANCH COMM PAPER DTD 02/08/2017 0.000% 02/27/2017	63873JPT1	30,000,000.00	(29,997,766.67)	0.00	(29,997,766.67)			
	02/24/17	02/28/17	FNMA NOTES DTD 02/28/2017 1.500% 02/28/2020	3135G0T29	40,000,000.00	(39,974,400.00)	0.00	(39,974,400.00)			
	02/27/17	02/27/17	NATIXIS US BRANCH COMM PAPER -- 0.000% 02/28/2017	63873JP08	145,000,000.00	(144,997,341.67)	0.00	(144,997,341.67)			
	02/28/17	02/28/17	JP MORGAN SECURITIES LLC COMM PAPER	46640PT11	50,000,000.00	(49,870,833.33)	0.00	(49,870,833.33)			
	02/28/17	02/28/17	-- 0.000% 06/01/2017 SVENSKA HANDELSBANKEN NY CERT DEPOS	86958JKC2	50,000,000.00	(50,000,644.29)	0.00	(50,000,644.29)			
	02/28/17	02/28/17	DTD 02/28/2017 0.935% 06/01/2017 CREDIT AGRICOLE CIB NY COMM PAPER	22533TO17	97,000,000.00	(96,998,491.11)	0.00	(96,998,491.11)			
	02/28/17	02/28/17	-- 0.000% 03/01/2017 NATIXIS NY BRANCH COMM PAPER DTD 02/21/2017 0.000% 03/01/2017	63873JO11	150,000,000.00	(149,997,666.67)	0.00	(149,997,666.67)			
Transaction Type Sub-Total					1,780,000,000.00	(1,778,438,792.95)	(180,334.94)	(1,778,619,127.89)			

INTEREST

	02/01/17	02/01/17	BANK OF MONTREAL CHICAGO FLOAT CD	06427EUH2	25,000,000.00	0.00	25,598.74	25,598.74			
	02/01/17	02/01/17	DTD 02/05/2016 1.280% 03/01/2017 FREDDIE MAC GLOBAL NOTES	3137EADK2	23,347,000.00	0.00	145,918.75	145,918.75			
	02/01/17	02/01/17	DTD 07/30/2012 1.250% 08/01/2019 TORONTO DOMINION BANK NY FLOATING CD	89113E2V7	25,000,000.00	0.00	25,800.13	25,800.13			
	02/01/17	02/01/17	DTD 02/01/2016 1.281% 02/01/2017 TORONTO DOMINION BANK NY FLOATING CD	89113E2G0	50,000,000.00	0.00	51,197.49	51,197.49			
			DTD 01/11/2016 1.271% 02/01/2017								





Managed Account Security Transactions & Interest

For the Month Ending February 28, 2017

SAN BERNARDINO COUNTY - 76990800

Transaction Type	Trade	Settle	Security Description	CUSIP	Par	Principal Proceeds	Accrued Interest	Total	Realized G/L Cost	Realized G/L Amort Cost	Sale Method
INTEREST											
	02/01/17	02/01/17	TORONTO DOMINION BANK NY FLOATING CD	89113E208	50,000,000.00	0.00	51,197.49	51,197.49			
	02/03/17	02/03/17	DTD 01/20/2016 1.271% 02/01/2017 CBA AUSTRALIA NY FLOATING CERT DEPOS	20271EMA4	50,000,000.00	0.00	45,245.24	45,245.24			
	02/03/17	02/03/17	DTD 01/05/2017 1.130% 07/03/2017 BANK OF NOVA SCOTIA HOUSTON FLOATING CD	06417GSV1	50,000,000.00	0.00	46,453.57	46,453.57			
	02/07/17	02/07/17	DTD 01/05/2017 1.160% 07/03/2017 BANK OF NOVA SCOTIA HOUSTON FLOATING CD	06417GRF7	50,000,000.00	0.00	48,960.05	48,960.05			
	02/07/17	02/07/17	DTD 12/07/2016 1.226% 09/07/2017 FHLB NOTES	3130A8PK3	25,000,000.00	0.00	78,125.00	78,125.00			
	02/08/17	02/08/17	DTD 07/08/2016 0.625% 08/07/2018 MICROSOFT CORP NOTES	594918BN3	20,000,000.00	0.00	110,000.00	110,000.00			
	02/12/17	02/12/17	DTD 08/08/2016 1.100% 08/08/2019 ROYAL BANK OF CANADA NY CD (FLOAT)	78009NM52	25,000,000.00	0.00	25,444.44	25,444.44			
	02/15/17	02/15/17	DTD 12/12/2016 1.151% 06/12/2017 US TREASURY NOTES	912828NT3	25,000,000.00	0.00	328,125.00	328,125.00			
	02/15/17	02/15/17	DTD 08/16/2010 2.625% 08/15/2020 INTL BANK OF RECON AND DEV SN NOTE	459058FK4	50,000,000.00	0.00	219,000.00	219,000.00			
	02/15/17	02/15/17	DTD 07/13/2016 0.875% 08/15/2019 BERKSHIRE HATHAWAY INC GLOBAL NOTES	084670BX5	10,000,000.00	0.00	57,500.00	57,500.00			
	02/17/17	02/17/17	DTD 08/15/2016 1.150% 08/15/2018 FFCB (FLOATING) NOTES	3133EDJX1	25,000,000.00	0.00	17,616.83	17,616.83			
	02/22/17	02/22/17	DTD 04/17/2014 0.822% 04/17/2017 CBA AUSTRALIA NY FLOATING CERT DEPOS	20271ELE7	50,000,000.00	0.00	53,599.58	53,599.58			
	02/22/17	02/22/17	DTD 03/22/2016 1.287% 03/22/2017 FHLB NOTES	3137EADT3	25,000,000.00	0.00	109,375.00	109,375.00			
	02/22/17	02/22/17	DTD 01/21/2014 0.875% 02/22/2017								





Managed Account Security Transactions & Interest

For the Month Ending February 28, 2017

SAN BERNARDINO COUNTY - 76990800

Transaction Type	Trade	Settle	Security Description	CUSIP	Par	Principal Proceeds	Accrued Interest	Total	Realized G/L Cost	Realized G/L Amort Cost	Sale Method
INTEREST											
	02/23/17	02/23/17	WELLS FARGO BANK CD (FLOATING) DTD 09/23/2016 1.329% 03/23/2017	94988EZ35	25,000,000.00	0.00	28,554.23	28,554.23			
	02/24/17	02/24/17	WESTPAC BANKING CORP NY FLOATING CD	96121TM70	25,000,000.00	0.00	82,159.73	82,159.73			
	02/24/17	02/24/17	INTER-AMERICAN DEVELOPMENT BANK DTD 08/24/2011 1.750% 08/24/2018	4581X0BR8	25,000,000.00	0.00	218,750.00	218,750.00			
	02/26/17	02/26/17	FNMA BENCHMARK NOTE DTD 02/23/2016 1.000% 02/26/2019	3135G0J53	25,000,000.00	0.00	125,000.00	125,000.00			
	02/26/17	02/26/17	FFCB NOTES DTD 02/26/2016 0.850% 02/26/2018	3133EFF51	25,000,000.00	0.00	106,250.00	106,250.00			
	02/27/17	02/27/17	FFCB (FLOATING) NOTES DTD 02/27/2014 0.831% 02/27/2017	3133EDFW7	30,000,000.00	0.00	21,470.34	21,470.34			
	02/28/17	02/28/17	BANK OF THE WEST MONEY MARKET FUND	BKOFWEST7	0.00	0.00	59,835.62	59,835.62			
	02/28/17	02/28/17	US TREASURY NOTES DTD 02/29/2012 1.375% 02/28/2019	912828SH4	25,000,000.00	0.00	171,875.00	171,875.00			
	02/28/17	02/28/17	FNMA NOTES DTD 09/02/2016 1.000% 08/28/2019	3135G0P49	50,000,000.00	0.00	244,444.44	244,444.44			
	02/28/17	02/28/17	FIDELITY GOVT MM FUND 2642 FHLB NOTES	31607A703 3130A62S5	0.00 17,000,000.00	0.00 0.00	35,128.24 63,750.00	35,128.24 63,750.00			
	02/28/17	02/28/17	FANNIE MAE GLOBAL NOTES DTD 07/24/2015 0.750% 08/28/2017	3135G0MZ3	50,000,000.00	0.00	218,750.00	218,750.00			
	02/28/17	02/28/17	FEDERATED GOVT OBLIGATIONS FUND US TREASURY NOTES	608919718 912828TM2	0.00 25,000,000.00	0.00 0.00	26,877.61 78,125.00	26,877.61 78,125.00			
	02/28/17	02/28/17	UNITED STATES TREASURY NOTES DTD 03/02/2015 1.375% 02/29/2020	912828J50	25,000,000.00	0.00	171,875.00	171,875.00			
	02/28/17	02/28/17	CALIFORNIA ASSET MANAGEMENT PROGRAM	CAMPMF025	0.00	0.00	125,070.05	125,070.05			
	02/28/17	02/28/17	FHLB NOTES DTD 06/02/2015 0.750% 08/28/2017	3130A5HT9	23,250,000.00	0.00	87,187.50	87,187.50			





Managed Account Security Transactions & Interest

For the Month Ending February 28, 2017

SAN BERNARDINO COUNTY - 76990800

Transaction Type	Trade	Settle	Security Description	CUSIP	Par	Principal Proceeds	Accrued Interest	Total	Realized G/L Cost	Realized G/L Amort Cost	Sale Method
INTEREST											
02/28/17	02/28/17		US TREASURY NOTES	912828C24	50,000,000.00	0.00	375,000.00	375,000.00			
			DTD 02/28/2014 1.500% 02/28/2019								
02/28/17	02/28/17		STONECASTLE FICA	FICAMF003	0.00	0.00	22,246.58	22,246.58			
Transaction Type Sub-Total					998,597,000.00	0.00	3,701,506.65	3,701,506.65			

MATURITY

02/01/17	02/01/17		TORONTO DOMINION BANK NY FLOATING CD	89113E208	50,000,000.00	50,000,000.00	0.00	50,000,000.00	0.00	0.00	
02/01/17	02/01/17		DTD 01/20/2016 1.271% 02/01/2017 TORONTO DOMINION BANK NY FLOATING CD	89113E2V7	25,000,000.00	25,000,000.00	0.00	25,000,000.00	0.00	0.00	
02/01/17	02/01/17		DTD 02/01/2016 1.281% 02/01/2017 TORONTO DOMINION BANK NY FLOATING CD	89113E2G0	50,000,000.00	50,000,000.00	0.00	50,000,000.00	0.00	0.00	
02/01/17	02/01/17		DTD 01/11/2016 1.271% 02/01/2017 COOPERATIVE RABOBANK U.A. COMM PAPER	21687AP15	25,000,000.00	25,000,000.00	0.00	25,000,000.00	102,812.50	0.00	
02/01/17	02/01/17		-- 0.000% 02/01/2017 BANK OF TOKYO MITSUBISHI COMM PAPER	06538BP15	50,000,000.00	50,000,000.00	0.00	50,000,000.00	29,805.56	0.00	
02/01/17	02/01/17		-- 0.000% 02/01/2017 BANK OF TOKYO MITSUBISHI COMM PAPER	06538BP15	50,000,000.00	50,000,000.00	0.00	50,000,000.00	8,000.00	0.00	
02/01/17	02/01/17		-- 0.000% 02/01/2017 NATIXIS US BRANCH COMM PAPER	63873JP12	77,000,000.00	77,000,000.00	0.00	77,000,000.00	1,197.78	0.00	
02/02/17	02/02/17		-- 0.000% 02/01/2017 NATIXIS US BRANCH COMM PAPER	63873JP20	105,000,000.00	105,000,000.00	0.00	105,000,000.00	1,925.00	0.00	
02/02/17	02/02/17		DTD 06/06/2016 0.000% 02/02/2017 SUMITOMO MITSUI BANK NY CERT DEPOS	86563YMX8	50,000,000.00	50,000,000.00	30,416.67	50,030,416.67	0.00	0.00	
02/03/17	02/03/17		DTD 01/03/2017 0.730% 02/02/2017 NATIXIS US BRANCH COMM PAPER	63873JP38	89,000,000.00	89,000,000.00	0.00	89,000,000.00	1,631.67	0.00	
			-- 0.000% 02/03/2017								





Managed Account Security Transactions & Interest

For the Month Ending February 28, 2017

SAN BERNARDINO COUNTY - 76990800

Transaction Type	Trade	Settle	Security Description	CUSIP	Par	Principal Proceeds	Accrued Interest	Total	Realized G/L Cost	Realized G/L Amort Cost	Sale Method	
MATURITY												
	02/06/17	02/06/17	NATIXIS NY BRANCH COMM PAPER	63873JP61	90,000,000.00	90,000,000.00	0.00	90,000,000.00	4,950.00	0.00		
			DTD 02/01/2017 0.000% 02/06/2017									
	02/07/17	02/07/17	SUMITOMO MITSUJ BANK NY CERT	86563YNB5	50,000,000.00	50,000,000.00	35,486.11	50,035,486.11	0.00	0.00		
			DEPOS									
			DTD 01/03/2017 0.730% 02/07/2017									
	02/07/17	02/07/17	NATIXIS NY BRANCH COMM PAPER	63873JP79	80,000,000.00	80,000,000.00	0.00	80,000,000.00	1,466.67	0.00		
			DTD 01/24/2017 0.000% 02/07/2017									
	02/08/17	02/08/17	NATIXIS US BRANCH COMM PAPER	63873JP87	98,000,000.00	98,000,000.00	0.00	98,000,000.00	1,796.67	0.00		
			-- 0.000% 02/08/2017									
	02/09/17	02/09/17	NATIXIS US BRANCH COMM PAPER	63873JP95	103,000,000.00	103,000,000.00	0.00	103,000,000.00	1,888.33	0.00		
			-- 0.000% 02/09/2017									
	02/10/17	02/10/17	NATIXIS NY BRANCH COMM PAPER	63873JPA2	94,000,000.00	94,000,000.00	0.00	94,000,000.00	1,723.33	0.00		
			DTD 01/27/2017 0.000% 02/10/2017									
	02/13/17	02/13/17	NATIXIS NY BRANCH COMM PAPER	63873JPD6	92,000,000.00	92,000,000.00	0.00	92,000,000.00	5,060.00	0.00		
			DTD 02/06/2017 0.000% 02/13/2017									
	02/14/17	02/14/17	NATIXIS NY BRANCH COMM PAPER	63873JPE4	98,000,000.00	98,000,000.00	0.00	98,000,000.00	1,796.67	0.00		
			DTD 02/07/2017 0.000% 02/14/2017									
	02/15/17	02/15/17	NATIXIS US BRANCH COMM PAPER	63873JPF1	84,000,000.00	84,000,000.00	0.00	84,000,000.00	1,540.00	0.00		
			-- 0.000% 02/15/2017									
	02/15/17	02/15/17	BANK OF TOKYO MITSUBISHI COMM PAPER	06538BPF4	25,000,000.00	25,000,000.00	0.00	25,000,000.00	11,611.11	0.00		
			-- 0.000% 02/15/2017									
	02/16/17	02/16/17	NATIXIS US BRANCH COMM PAPER	63873JPG9	88,000,000.00	88,000,000.00	0.00	88,000,000.00	1,613.33	0.00		
			-- 0.000% 02/16/2017									
	02/17/17	02/17/17	BANK OF TOKYO MITSUBISHI COMM PAPER	06538BPH0	25,000,000.00	25,000,000.00	0.00	25,000,000.00	12,833.33	0.00		
			-- 0.000% 02/17/2017									
	02/22/17	02/22/17	FHLMC NOTES	3137EADT3	25,000,000.00	25,000,000.00	0.00	25,000,000.00	40,250.00	0.00		
			DTD 01/21/2014 0.875% 02/22/2017									
	02/23/17	02/23/17	NATIXIS US BRANCH COMM PAPER	63873JPP9	32,000,000.00	32,000,000.00	0.00	32,000,000.00	604.44	0.00		
			-- 0.000% 02/23/2017									
	02/24/17	02/24/17	WESTPAC BANKING CORP NY FLOATING CD	96121TM70	25,000,000.00	25,000,000.00	0.00	25,000,000.00	0.00	0.00		
			DTD 02/26/2016 1.300% 02/24/2017									





Managed Account Security Transactions & Interest

For the Month Ending February 28, 2017

SAN BERNARDINO COUNTY - 76990800

Transaction Type	Trade	Settle	Security Description	CUSIP	Par	Principal Proceeds	Accrued Interest	Total	Realized G/L Cost	Realized G/L Amort Cost	Sale Method
MATURITY											
	02/27/17	02/27/17	NATIXIS NY BRANCH COMM PAPER DTD 02/08/2017 0.000% 02/27/2017	63873JPT1	30,000,000.00	30,000,000.00	0.00	30,000,000.00	2,233.33	0.00	
	02/27/17	02/27/17	FFCB (FLOATING) NOTES DTD 02/27/2014 0.831% 02/27/2017	3133EDFW7	30,000,000.00	30,000,000.00	0.00	30,000,000.00	0.00	0.00	
	02/28/17	02/28/17	BANK OF NOVA SCOTIA HOUSTON CERT DEPOS	06417GNW4	25,000,000.00	25,000,000.00	159,250.00	25,159,250.00	0.00	0.00	
	02/28/17	02/28/17	DTD 08/30/2016 1.260% 02/28/2017 NATIXIS US BRANCH COMM PAPER -- 0.000% 02/28/2017	63873JPU8	145,000,000.00	145,000,000.00	0.00	145,000,000.00	2,658.33	0.00	
Transaction Type Sub-Total					1,810,000,000.00	1,810,000,000.00	225,152.78	1,810,225,152.78	237,398.05	0.00	

SELL

	02/16/17	02/16/17	FIDELITY GOV'T MM FUND 2642	31607A703	25,000,000.00	25,000,000.00	0.00	25,000,000.00	0.00	0.00	FIFO
Transaction Type Sub-Total					25,000,000.00	25,000,000.00	0.00	25,000,000.00	0.00	0.00	
Managed Account Sub-Total					56,561,207.05	3,746,324.49	60,307,531.54	237,398.05	\$0.00		
Total Security Transactions					\$56,561,207.05	\$3,746,324.49	\$60,307,531.54	\$237,398.05	\$0.00		

